



Jersey

ROAD TRAFFIC (LIGHTING) (JERSEY) ORDER 1998

Official Consolidated Version

This is an official version of consolidated legislation compiled and issued under the authority of the Legislation (Jersey) Law 2021.

Showing the law from 2 March 2021 to 16 May 2021



Jersey

ROAD TRAFFIC (LIGHTING) (JERSEY) ORDER 1998

Contents

Article

PART 1	8
PRELIMINARY	8
1 Interpretation	8
2 Meanings related to lamps, reflectors and rear markings	14
3 Equivalent standards	15
4 Exemptions – general	15
5 Exemptions – temporarily imported vehicles and vehicles proceeding to a port for export	16
6 Exemptions – vehicles towing or being towed	16
7 Exemptions – military vehicles	17
8 Exemptions – invalid carriages	17
9 Exemptions – vehicles drawn or propelled by hand	18
10 Trade description legislation	18
PART 2	18
FITTING OF LAMPS, REFLECTORS, REAR MARKINGS AND DEVICES	18
11 Colour of light shown by lamps and reflectors	18
12 Movement of lamps and reflectors	21
13 Lamps to show a steady light	22
14 Filament lamps	22
15 General requirements for electrical connections	23
16 Restrictions on fitting blue warning beacons, special warning lamps and similar devices	23
17 Obligatory warning beacons	23
18 Signs on buses carrying children	23
19 Obligatory lamps, reflectors, rear markings and devices	24
20 Restrictions on the obscuration of certain obligatory lamps and reflectors	24
21 Optional lamps, reflectors, rear markings and devices	25
22 Projecting trailers and vehicles carrying overhanging or projecting loads or equipment	26
23 Additional side marker lamps	29

PART 3	31
<hr/>	
MAINTENANCE AND USE OF LAMPS, REFLECTORS, REAR MARKINGS AND DEVICES	31
24 Maintenance of lamps, reflectors, rear markings and devices	31
25 Use of front and rear position lamps, rear registration plate lamps, side marker lamps and end-outline marker lamps	32
26 Use of headlamps and front fog lamps	34
27 Use of warning beacons	34
28 Restrictions on the use of lamps other than those to which Article 25 refers	34
 PART 4	 37
<hr/>	
MISCELLANEOUS	37
29 Testing and inspection of lighting equipment and reflectors	37
30 Transitional provisions.....	37
31 Citation	37
 SCHEDULE 1	 38
<hr/>	
OBLIGATORY LAMPS, REFLECTORS, REAR MARKINGS AND DEVICES	38
TABLE 1 38	
Motor vehicle having 3 or more wheels not being a vehicle to which any other Table in this Schedule applies	38
TABLE 2 42	
Solo motor cycle or motor cycle combination.....	42
TABLE 3 43	
Pedal cycle.....	43
TABLE 4 43	
Pedestrian-controlled vehicle, horse-drawn vehicle and track-laying vehicle	43
TABLE 5 44	
Vehicle drawn or propelled by hand.....	44
TABLE 6 44	
Trailer drawn by a motor vehicle	44
TABLE 7 47	
Trailer drawn by a pedal cycle	47
 SCHEDULE 2	 48
<hr/>	
FRONT POSITION LAMPS	48
PART 1	48
OBLIGATORY FRONT POSITION LAMPS AND OPTIONAL FRONT POSITION LAMPS TO THE EXTENT SPECIFIED IN PART 2	48
PART 2	51
OPTIONAL FRONT POSITION LAMPS	51
 SCHEDULE 3	 53
<hr/>	
DIM-DIP DEVICES AND RUNNING LAMPS	53
PART 1	53

OBLIGATORY DIM-DIP DEVICES AND RUNNING LAMPS	53
PART 2	54
OPTIONAL DIM-DIP DEVICES AND RUNNING LAMPS	54
SCHEDULE 4	55
DIPPED-BEAM HEADLAMPS	55
PART 1	55
OBLIGATORY DIPPED-BEAM HEADLAMPS	55
PART 2	59
OPTIONAL DIPPED-BEAM HEADLAMPS	59
PART 3	60
SCHEDULE 5	61
MAIN-BEAM HEADLAMPS	61
PART 1	61
OBLIGATORY MAIN-BEAM HEADLAMPS	61
PART 2	63
OPTIONAL MAIN-BEAM HEADLAMPS	63
SCHEDULE 6	64
OPTIONAL FRONT FOG LAMPS	64
SCHEDULE 7	66
DIRECTION INDICATORS	66
PART 1	66
OBLIGATORY DIRECTION INDICATORS	66
PART 2	73
OPTIONAL DIRECTION INDICATORS	73
PART 3	74
SCHEDULE 8	75
OBLIGATORY AND OPTIONAL HAZARD WARNING SIGNAL DEVICES	75
SCHEDULE 9	76
SIDE MARKER LAMPS	76
PART 1	76
OBLIGATORY SIDE MARKER LAMPS	76

PART 2	78
OPTIONAL SIDE MARKER LAMPS	78
SCHEDULE 10	79
<hr/>	
REAR POSITION LAMPS	79
PART 1	79
OBLIGATORY REAR POSITION LAMPS	79
PART 2	84
OPTIONAL REAR POSITION LAMPS	84
SCHEDULE 11	85
<hr/>	
REAR FOG LAMPS	85
PART 1	85
OBLIGATORY REAR FOG LAMPS	85
PART 2	87
OPTIONAL REAR FOG LAMPS	87
SCHEDULE 12	88
<hr/>	
STOP LAMPS	88
PART 1	88
OBLIGATORY STOP LAMPS	88
PART 2	91
OPTIONAL STOP LAMPS	91
SCHEDULE 13	92
<hr/>	
END-OUTLINE MARKER LAMPS	92
PART 1	92
OBLIGATORY END-OUTLINE MARKER LAMPS	92
PART 2	93
OPTIONAL END-LINE MARKER LAMPS	93
SCHEDULE 14	94
<hr/>	
OPTIONAL REVERSING LAMPS	94
SCHEDULE 15	96
<hr/>	
OBLIGATORY REAR REGISTRATION PLATE LAMPS	96

SCHEDULE 16	97
OBLIGATORY AND OPTIONAL WARNING BEACONS	97
SCHEDULE 17	98
SIDE RETRO REFLECTORS	98
PART 1	98
OBLIGATORY SIDE RETRO REFLECTORS	98
PART 2	101
OPTIONAL SIDE RETRO REFLECTORS	101
SCHEDULE 18	102
REAR RETRO REFLECTORS	102
PART 1	102
OBLIGATORY REAR RETRO REFLECTORS	102
PART 2	107
OPTIONAL REAR RETRO REFLECTORS	107
SCHEDULE 19	108
REAR MARKINGS	108
PART 1	108
OBLIGATORY REAR MARKINGS	108
PART 2	111
OPTIONAL REAR MARKINGS	111
PART 3	112
REAR MARKINGS PRESCRIBED FOR MOTOR VEHICLES FIRST USED BEFORE 1ST APRIL 1996 AND TRAILERS MANUFACTURED BEFORE 1ST OCTOBER 1995	112
ADDITIONAL PROVISIONS RELATING TO THE ABOVE DIAGRAMS	112
PART 4	114
REAR MARKINGS PRESCRIBED FOR MOTOR VEHICLES WHENEVER FIRST USED AND TRAILERS WHENEVER MANUFACTURED	114
SCHEDULE 20	116
PEDAL RETRO REFLECTORS	116
PART 1	116
OBLIGATORY PEDAL RETRO REFLECTORS	116
PART 2	117
OPTIONAL PEDAL RETRO REFLECTORS	117

SCHEDULE 21	118
FRONT RETRO REFLECTORS	118
PART 1	118
OBLIGATORY FRONT RETRO REFLECTORS	118
PART 2	119
REQUIREMENTS RELATING TO OPTIONAL FRONT RETRO REFLECTORS	119
SCHEDULE 22	120
PRESCRIBED SIGN	120
SCHEDULE 23	121
DIAGRAM SHOWING WHERE UNLIT PARKING IS NOT PERMITTED NEAR A JUNCTION	121
ENDNOTES	122
Table of Legislation History.....	122
Table of Renumbered Provisions	122
Table of Endnote References	122



Jersey

ROAD TRAFFIC (LIGHTING) (JERSEY) ORDER 1998¹

THE HOME AFFAIRS COMMITTEE, in pursuance of Articles 77, 80 and 84 of the [Road Traffic \(Jersey\) Law 1956](#), orders as follows –

Commencement [[see endnotes](#)]

PART 1

PRELIMINARY

1 Interpretation

(1) In this Order, unless the context otherwise requires –

“aerodrome” has the meaning assigned to it by the [Aerodromes \(Administration\) \(Jersey\) Law 1952](#);

“agricultural vehicle” means a vehicle constructed or adapted for agriculture, grass cutting, forestry, land levelling, dredging or similar operations and primarily used for one or more of these purposes, and includes any trailer drawn by an agricultural vehicle;

“Airport Director” has the meaning it has in the [Aerodromes \(Administration\) \(Jersey\) Law 1952](#) and includes a person appointed to act as the Airport Director under Article 2(4) of that Law;

“apparent surface”, for any given direction of observation, means the orthogonal projection of a light-emitting surface in a plane perpendicular to the direction of observation and touching that surface;

“breakdown vehicle” means a vehicle used to attend an accident or breakdown or to draw a broken down vehicle;

“caravan” means a trailer which is constructed (and not merely adapted) for human habitation;

“circuit-closed tell-tale” means a light showing that a device has been switched on;

“combat vehicle” means a vehicle of a type described at item 1, 2 or 3 in column 1 of Schedule 1 to the Motor Vehicles (Authorisation of Special Types) General Order 1979 of the United Kingdom;

“Community Directive 76/756/EEC, as amended” means Council Directive 76/756/EEC of 27.7.76 (O.J. L.262, 27.9.76, P.1) as amended by Commission Directive 80/233/EEC of 21.11.79 (O.J. L.51, 25.2.80, p.8), Commission Directive 82/244/EEC of 17.3.82 (O.J. L.109, 22.4.82, p.31), Council Directive 83/276/EEC of 26.5.83 (O.J. L.151, 9.6.83, p.47), Commission Directive 84/8/EEC of 14.12.83 (O.J. L.9, 12.1.84, p.24) Commission Directive 89/278/EEC of 23.3.89 (O.J. L.109, 20.4.89, p.38) and Commission Directive 91/663/EEC (O.J. L.366, 31.12.91, p.17);

“Construction and Use Order” means the [Motor Vehicles \(Construction and Use\) \(Jersey\) Order 1998](#),

“daytime hours” means the time between half an hour before sunrise and half an hour after sunset;

“dim-dip device” means a device which is capable of causing a dipped-beam headlamp to operate at reduced intensity;

“dipped beam” means a beam of light emitted by a lamp which illuminates the road ahead of the vehicle without causing undue dazzle or discomfort to oncoming drivers or other road users;

“direction indicator” means a lamp on a vehicle used to indicate to other road users that the driver intends to change direction to the right or to the left;

“emergency vehicle” means a motor vehicle of any of the following descriptions –

- (a) a vehicle supplied and used by the States of Jersey Fire and Rescue Service, States of Jersey Airport Fire Service, States of Jersey Ambulance Service, States of Jersey Police Force or Parochial Honorary Police for fire brigade, ambulance or police purposes;
- (b) a vehicle supplied by a Centenier and used by the Centenier whilst on police duty;
- (c) an ambulance, being a vehicle (other than an invalid carriage) which is constructed or adapted for the purposes of conveying sick, injured or disabled persons and which is used only for such purposes;
- (d) a vehicle owned by a crew member of the St. Helier or St. Catherine lifeboat and being used for the purpose of answering an emergency call;
- (e) a vehicle owned by the Royal National Lifeboat Institution and used for the purposes of launching lifeboats;
- (f) a vehicle operated by, or with the consent of the Minister for Home Affairs for –
 - (i) the purposes of the disposal of bombs or explosives,
 - (ii) the purposes of a nuclear accident or an incident involving radioactivity,
 - (iii) the purposes of rescue operations or any other emergencies;
- (g) a vehicle primarily used for the purposes of conveying blood or any human tissue for transplanting or similar purposes; and
- (h) a vehicle used by the Driver and Vehicle Standards Department primarily for the purpose of checking vehicle standards;

“end-outline marker lamp” means a lamp fitted to the outer edge of a vehicle in addition to the front and rear position lamps to indicate the presence of a wide vehicle;

“extreme outer edge”, in relation to a side of a vehicle, means the vertical plane parallel with the longitudinal axis of the vehicle, and coinciding with its lateral edge, disregarding the projection of –

- (a) so much of the distortion of any tyre as is caused by the weight of the vehicle;
- (b) any connections for tyre pressure gauges;
- (c) any anti-skid devices which may be mounted on the wheels;
- (d) rear-view mirrors;
- (e) lamps and reflectors;
- (f) customs seals affixed to the vehicle, and devices for securing and protecting such seals; and
- (g) special equipment;

“front fog lamp” means a lamp used to improve the illumination of the road in front of a motor vehicle in conditions of seriously reduced visibility;

“front position lamp” means a lamp used to indicate the presence and width of a vehicle when viewed from the front;

“harbour” means any harbour, whether natural or artificial, and includes any port, dock, pier, jetty or quay;

“Harbour Master” means the Harbour Master within the meaning of the [Harbours \(Administration\) \(Jersey\) Law 1961](#) and includes a person acting under that Law as the Harbour Master;

“hazard warning signal device” means a device which is capable of causing all the direction indicators with which a vehicle, or a combination of vehicles, is fitted to operate simultaneously;

“headlamp” means a lamp used to illuminate the road in front of a vehicle and which is not a front fog lamp;

“headlamp levelling device” means –

- (a) an automatic headlamp levelling device by means of which the downward inclination of any dipped-beam headlamp is automatically maintained regardless of the load on the vehicle; or
- (b) a manual headlamp levelling device by means of which the downward inclination of any dipped-beam headlamp may be adjusted by a manual control operable from the driving seat of the vehicle;

“home forces” means the naval, military or air forces of Her Majesty raised in the United Kingdom or Jersey;

“home forces’ vehicle” means a vehicle owned by, or in the service of, the home forces and used for naval, military or air force purposes;

“horse-drawn”, in relation to a vehicle, means that the vehicle is drawn by a horse or other animal;

“hours of darkness” means the time between half an hour after sunset and half an hour before sunrise;

“illuminated area”, in relation to –

- (a) headlamps, front lamps and reversing lamps which are fitted with reflectors, means the orthogonal projection of that part of the aperture of the reflector over which the light-emitting surface extends, on a plane (touching the surface of the lamp) at right angles to the longitudinal axis of the vehicles to which the lamp is fitted;
- (b) dipped-beam headlamps, means the orthogonal projection of that part of the aperture of the reflector over which the light-emitting surface extends, on a plane (touching the surface of the lamp) at right angles to the longitudinal axis of the vehicle to which the lamp is fitted, limited by the apparent trace of the cut-off on the lens; and
- (c) any other lamp, means the part of the orthogonal projection of the light-emitting surface of a plane (touching the surface of the lamp) at right angles to the longitudinal axis of the vehicle to which the lamp is fitted, the boundary of which is such that if the straight edge of an opaque screen touches it at any point, not less than 98% of the total intensity is shown in the direction parallel to the longitudinal axis of the vehicle;

“installation and performance requirements”, in relation to any lamp, reflector, rear marking or device, means the requirements specified in the Schedules to this Order relating to that lamp, rear marking or device;

“Law” means the [Road Traffic \(Jersey\) Law 1956](#);

“light-emitting surface”, in relation to a lamp, means that part of the exterior surface of the lens through which light is emitted when the lamp is lit, and in relation to a retro reflector, that part of the exterior surface of the retro reflector from which light can be reflected;

“main beam” means a beam of light emitted by a headlamp which illuminates the road over a long distance ahead of the vehicle;

“matched pair”, in relation to lamps, means a pair of lamps in respect of which –

- (a) both lamps emit light of substantially the same colour and intensity; and
- (b) both lamps are of the same size and of such a shape that they are symmetrical to one another;

“maximum distance from the side of the vehicle” means –

- (a) in relation to a lamp fitted to a vehicle, the shortest distance from the boundary of the illuminated area to an extreme outer edge of the vehicle; and
- (b) in relation to a retro reflector fitted to a vehicle, the shortest distance from the boundary of the reflecting area to an extreme outer edge of the vehicle;

“maximum height above the ground” means the height above which no part of the illuminated area in the case of a lamp, or the reflecting area in the case of a retro reflector, extends when the vehicle is at its kerbside weight and when each tyre with which the vehicle is fitted is inflated to the pressure recommended by the manufacturer of the vehicle;

“minimum height above the ground” means the height below which no part of the illuminated area in the case of a lamp, or the reflecting area in the case of a retro

reflector, extends when the vehicle is at its kerbside weight and when each tyre with which the vehicle is fitted is inflated to the pressure recommended by the manufacturer of the vehicle;

“motor cycle combination” means a combination of a solo motor cycle and a sidecar;

“movable platform” means a platform which is attached to, and may be moved by means of, an extendable boom;

“obligatory”, in relation to a lamp, reflector, rear marking or device, means a lamp, reflector, rear marking or device with which a vehicle, its load or equipment is required by this Order to be fitted;

“operational tell-tale” means a warning device readily visible or audible to the driver and showing whether a device that has been switched on is operating correctly or not;

“optional”, in relation to a lamp, reflector, rear marking or device, means a lamp, reflector, rear marking or device with which a vehicle, its load or equipment is not required by this Order to be fitted;

“pedal retro reflector” means a retro reflector attached to or incorporated in the pedals of a pedal cycle or motor cycle;

“prescribed sign” means a sign which is of the type shown in Schedule 22 and complies with the requirements of that Schedule;

“rear fog lamp” means a lamp used to render a vehicle more readily visible from the rear in conditions of seriously reduced visibility;

“rear position lamp” means a lamp used to indicate the presence and width of a vehicle when viewed from the rear;

“rear retro reflector” means a retro reflector used to indicate the presence and width of a vehicle when viewed from the rear;

“rear registration plate lamp” means a lamp used to illuminate the rear registration plate;

“reflecting area”, in relation to a retro reflector fitted to a vehicle, means the area of the orthogonal projection on a vertical plane (touching the surface of the reflector) –

- (a) at right angles to the longitudinal axis of the vehicle of that part of the reflector designed to reflect light in the case of a front or a rear retro reflector; and
- (b) parallel to the longitudinal axis of the vehicle of that part of the reflector designed to reflect light in the case of a side retro reflector;

“registered medical practitioner” has the meaning assigned to it by the [Medical Practitioners \(Registration\) \(Jersey\) Law 1960](#);

“reversing lamp” means a lamp used to illuminate the road to the rear of a vehicle for the purpose of reversing and to warn other road users that the vehicle is reversing or about to reverse;

“road clearance vehicle” means a mechanically propelled vehicle used for dealing with frost, ice or snow on roads;

“running lamp” means a lamp (not being a front position lamp, an end-outline marker lamp, headlamp or front fog lamp) used to make the presence of a moving motor vehicle readily visible from the front;

“separation distance”, in relation to 2 lamps or 2 retro reflectors, means, except where otherwise specified, the shortest distance between the orthogonal projections in a plane perpendicular to the longitudinal axis of the vehicle of the illuminated areas of the 2 lamps or the reflecting areas of the 2 reflectors;

“side marker lamp” means a lamp fitted to the side of a vehicle or its load and used to render the vehicle more visible to other road users;

“side retro reflector” means a reflector fitted to the side of a vehicle or its load and used to render the vehicle more visible from the side;

“solo motor cycle” means a motor cycle without a sidecar;

“special equipment” means a movable platform fitted to a vehicle, the apparatus for moving the platform and any jacks fitted to the vehicle for stabilizing it while the movable platform is in use;

“special warning lamp” means a lamp, fitted to the front or rear of a vehicle, capable of emitting a blue flashing light and not any other kind of light;

“stop lamp” means a lamp used to indicate to road users that the brakes of a vehicle or combination of vehicles are being applied;

“trailer” means a vehicle constructed or adapted to be drawn by another vehicle;

“unrestricted road” means a road to which the maximum speed specified in Schedule 2 to the Law applies;

“visiting vehicle” means a vehicle brought temporarily into Jersey by a person ordinarily resident outside Jersey which has remained in Jersey for a period of not more than one year from its date of importation and which is still kept by that person;

“warning beacon” means a lamp that is capable of emitting a flashing or rotating beam of light throughout 360 degrees in the horizontal plane;

“work lamp” means a lamp used to illuminate a working area of the scene of an accident, breakdown or roadworks in the vicinity of the vehicle to which it is fitted.²

- (2) Words and phrases used in this Order shall, unless the context otherwise requires, have the same respective meanings as in the Construction and Use Order.
- (3) Where a part fitted to a vehicle is required by this Order to be marked with a British Standard mark, the requirements shall not be regarded as met unless, in addition to being marked as required, the part complied with the relevant British Standard at the time when the part was first fitted to the vehicle.
- (4) A reference in a Schedule to there being no requirement in relation to a lamp, reflector, rear marking or device is without prejudice to any other provision in this Order affecting same.
- (5) This Order shall apply to the riding of pedal cycles on cycle tracks as it applies to the riding of pedal cycles on roads.
- (6) A reference in this Order to an enactment is a reference to that enactment as amended, and includes –
 - (a) a reference to that enactment as extended or applied by or under any other enactment, including any other provision of this Order; and
 - (b) an enactment of the United Kingdom as it has effect on the coming into force of this Order.

2 Meanings related to lamps, reflectors and rear markings

- (1) A requirement for a lamp or reflector fitted to a vehicle to have specified horizontal and vertical “angles of visibility” means a requirement that at least 50% of the apparent surface must be visible from any point within those angles when every door, tailgate, boot lid, engine cover, cab or other movable part of the vehicle is in the closed position.
- (2) “Pair”, in relation to lamps, reflectors or rear markings, means a pair of lamps, reflectors or rear markings, including a matched pair, one on each side of the vehicle, in respect of which the following conditions are met –
 - (a) each lamp, reflector or rear marking is at the same height above the ground; and
 - (b) each lamp, reflector or rear marking is at the same distance from the extreme outer edge of the vehicle.
- (3) In the case of an asymmetric vehicle, the conditions referred to in paragraph (2) shall be deemed to be met if they are as near as practicable to being met.
- (4) Material designed primarily to reflect light is, when reflecting light, to be treated for the purposes of this Order as showing a light, and material capable of reflecting an image is not, when reflecting the image of a light, to be so treated.
- (5) In this Order a reference to one lamp, except in the case of a dipped-beam headlamp and a front fog lamp, includes any combination of 2 or more lamps, whether identical or not, having the same function and emitting light of the same colour, if it comprises devices the aggregate illuminated area of which occupies 60% or more of the area of the smallest rectangle circumscribing those illuminated areas.
- (6) In this Order a reference to 2 lamps includes –
 - (a) a single illuminated area which –
 - (i) is placed symmetrically in relation to the longitudinal axis of the vehicle,
 - (ii) extends on both sides to within 400 mm of the extreme outer edge of the vehicle,
 - (iii) is not less than 800 mm long, and
 - (iv) is illuminated by not less than 2 sources of light; and
 - (b) any number of illuminated areas which –
 - (i) are juxtaposed,
 - (ii) if on the same transverse plane have illuminated areas which occupy not less than 60% of the area of the smallest rectangle circumscribing their illuminated areas,
 - (iii) are placed symmetrically in relation to the median longitudinal plane of the vehicle,
 - (iv) extend on both sides to within 400 mm of the extreme outer edge of the vehicle,
 - (v) do not have a total length of less than 800 mm, and
 - (vi) are illuminated by not less than 2 sources of light.

3 Equivalent standards

- (1) Nothing in this Order shall render unlawful any act or omission which would have been lawful if –
 - (a) there was to be substituted for any reference to a British Standard in this Order a reference to a corresponding standard; and
 - (b) Article 1(3) was to apply in relation to that corresponding standard and the markings relating to that corresponding standard as it applies to a British Standard.
- (2) For the purposes of this Article “corresponding standard”, in relation to a relevant British Standard Specification, means –
 - (a) a standard or code of practice of a national standards body or equivalent body of any State within the European Union;
 - (b) any international standard recognized for use was a standard by any State within the European Union; and
 - (c) a technical specification or code of practice which, whether mandatory or not, is recognized for use as a standard by a public authority of any State within the European Union,

where the standard, code of practice, international standard or technical specification provides, in relation to lamps, retro reflectors and rear markings, a level of safety equivalent to that provided by that British Standard Specification and contains a requirement as respects the marking of such parts equivalent to that provided by that instrument.

4 Exemptions – general

- (1) Where a provision is applied by this Order to a motor vehicle first used on or after a specified date it does not apply to any vehicle manufactured at least 6 months before that date.
- (2) Where an exemption from, or a relaxation of, a provision is applied by this Order to a motor vehicle first used before a specified date it shall also apply to a motor vehicle first used on or after that date if it was manufactured at least 6 months before that date.
- (3) Nothing in this Order shall require any lamp or reflector to be fitted between sunrise and sunset to –
 - (a) a vehicle not fitted with any front or rear position lamp;
 - (b) an incomplete vehicle proceeding to a works for completion;
 - (c) a pedal cycle;
 - (d) a pedestrian-controlled vehicle;
 - (e) a horse-drawn vehicle;
 - (f) a vehicle drawn or propelled by hand; and
 - (g) a combat vehicle.
- (4) Without prejudice to Article 17, for the purposes of this Order a lamp shall not be treated as being a lamp if it is –

- (a) so painted over or masked that it is not capable of being immediately used or readily put to use; or
- (b) an electric lamp which is not provided with any system of wiring by means of which that lamp is, or can readily be, connected with a source of electricity.

5 Exemptions – temporarily imported vehicles and vehicles proceeding to a port for export

Part 2 does not apply to –

- (a) any vehicle having a base or centre in a territory or country outside Jersey from which it normally starts its journeys, provided that a period of not more than 12 months has elapsed since the vehicle was last brought into Jersey;
- (b) a visiting vehicle;
- (c) any combination of 2 vehicles, one of which is drawing the other, if the combination includes any vehicle of the type mentioned in sub-paragraph (a) or (b); or
- (d) a vehicle proceeding to a port for export,

if in each case the vehicle or combination of vehicles complies in every respect with the requirements about lighting equipment and reflectors relating thereto contained in the Convention on Road Traffic concluded at Geneva on 19th September 1949 or the International Convention relating to Motor Traffic concluded at Paris on 24th April 1926.

6 Exemptions – vehicles towing or being towed

- (1) No motor vehicle first used before 1st April 1986 and no pedal cycle or trailer manufactured before 1st October 1985 is required by Article 19 to be fitted with any rear position lamp, stop lamp, rear direction indicator, rear fog lamp or rear reflector whilst a trailer fitted with any such lamp or reflector is attached to its rear.
- (2) No trailer manufactured before 1st October 1985 is required by Article 19 to be fitted with any front position lamp whilst being drawn by a passenger vehicle.
- (3) No trailer is required by Article 19 to be fitted with any stop lamp whilst being drawn by a vehicle which is not required by Article 19 to be fitted with any such lamp.
- (4) Paragraph (3) shall apply respectively to rear fog lamps and direction indicators as it applies to stop lamps.
- (5) No trailer manufactured before 1st October 1990 is required by Article 19 to be fitted with any stop lamp or direction indicator whilst being drawn by a motor vehicle fitted with one or 2 stop lamps and 2 or more direction indicators if the dimensions of the trailer are such that when the longitudinal axes of the drawing vehicle and the trailer lie in the same vertical plane such stop lamps and at least one direction indicator on each side of the vehicle are visible to an observer in that vertical plane from a point 6 m behind the rear of the trailer whether it is loaded or not.
- (6) No rear marking is required to be fitted to any vehicle by Article 19 if another vehicle in a combination of which it forms part would obscure any such marking.
- (7) Where a broken-down vehicle is being drawn by another vehicle –
 - (a) Articles 19 and 24 shall not apply to the broken-down vehicle between sunrise and sunset; and

- (b) between sunset and sunrise those Articles shall apply to the broken-down vehicle only in respect of rear position lamps and reflectors.
- (8) The references in paragraphs (3) and (4) to a vehicle which is required to be fitted with a lamp shall be construed as if paragraph (1) did not have effect.

7 Exemptions – military vehicles

- (1) Article 19 does not apply to a home forces' vehicle or to a vehicle in the service of a visiting force or of a headquarters whilst being used in connection with training which is certified in writing for the purposes of this Order by a person duly authorized in that behalf to be training on a special occasion and of which not less than 48 hours' notice has been given by that person to the Connétable of every parish in which the place selected for the training is wholly or partly situate.
- (2) Where not less than 6 nor more than 12 vehicles being home forces' vehicles or vehicles of a visiting force or a headquarters are proceeding together in a convoy on tactical or driving exercises which are authorized in writing by a person duly authorized in that behalf, and of which not less than 48 hours' notice in writing has been given by that person to the Connétable of every parish through which it is intended that the convoy shall pass and the interval between any 2 vehicles in such convoy does not exceed 20 m –
 - (a) front position lamps shall be required only on the vehicle leading the convoy; and
 - (b) rear position lamps shall be required only on the rearmost vehicle provided that every other vehicle in the convoy carries a bright light under the vehicle illuminating either a part of the vehicle or anything attached to the vehicle or the road surface beneath the vehicle, in such a manner that the presence of the vehicle can be detected from the rear.
- (3) No lamp is required to be fitted to any home forces' vehicle or any vehicle in the service of a visiting force or of a headquarters if the vehicle is constructed or adapted for combat and is such that compliance with these provisions is impracticable and it is fitted with 2 red rear position lamps and 2 red rear retro reflectors when on a road between sunset and sunrise. Such lamps and reflectors need not meet any of the requirements specified in Schedules 10 and 18.
- (4) Part 2 does not apply to a vehicle in the service of a visiting force or of a headquarters if the vehicle complies in every respect with the requirements as to lighting equipment and reflectors relating thereto contained in a Convention referred to in Article 5.

8 Exemptions – invalid carriages

An invalid carriage having a maximum speed not exceeding 4 mph is required by this Order to be fitted with lamps and reflectors only when it is used on the carriageway of a road between sunset and sunrise otherwise than for the sole purpose of crossing it.

9 Exemptions – vehicles drawn or propelled by hand

A vehicle drawn or propelled by hand which has an overall width, including any load, not exceeding 800 mm is required by this Order to be fitted with lamps and reflectors only when it is used on the carriageway of a road between sunset and sunrise other than –

- (a) close to the near side or left-hand edge of the carriageway; or
- (b) to cross the carriageway.

10 Trade description legislation

Nothing in any provision of this Order whereby any vehicle or any of its parts or equipment is required to be marked with a specification number or the registered certification trade mark of the British Standards Institution or with an approval mark, or whereby such a marking is treated as evidence of compliance with a standard to which the marking relates, shall be taken to authorize any person to apply any such marking to the vehicle, part or equipment in contravention of any enactment passed in Jersey relating to trade descriptions.

PART 2

FITTING OF LAMPS, REFLECTORS, REAR MARKINGS AND DEVICES

11 Colour of light shown by lamps and reflectors

- (1) No vehicle shall be fitted with a lamp or retro reflective material which is capable of showing a red light to the front, except –
 - (a) a red and white chequered domed lamp, or a red and white segmented mast-mounted warning beacon, fitted to a fire service control vehicle and intended for use at the scene of an emergency;
 - (b) a side marker lamp or a side retro reflector;
 - (c) retro reflective material or a retro reflector designed primarily to reflect light to one or both sides of the vehicle and attached to or incorporated in any wheel or tyre of –
 - (i) a pedal cycle and any sidecar attached to it,
 - (ii) a solo motor cycle or a motor cycle combination, or
 - (iii) an invalid carriage; or
 - (d) a lamp forming part of a traffic sign.
- (2) No vehicle shall be fitted with a lamp or retro reflective material which is capable of showing any light to the rear, other than a red light, except –
 - (a) amber light from a direction indicator or side marker lamp;
 - (b) white light from a reversing lamp;
 - (c) white light from a work lamp;
 - (d) light to illuminate the interior of a vehicle;
 - (e) light from an illuminated rear registration plate;

- (f) light for the purposes of illuminating a taxi meter;
- (g) in the case of a bus, light for the purposes of illuminating a route indicator;
- (h) blue light and white light from a chequered domed lamp fitted to a police control vehicle and intended for use at the scene of an emergency;
- (i) white light from a red and white chequered domed lamp, or a red and white segmented mast-mounted warning beacon, fitted to a fire service control vehicle and intended for use at the scene of an emergency;
- (j) green light and white light from a chequered domed lamp fitted to an ambulance control vehicle and intended for use at the scene of an emergency;
- (k) blue light from a warning beacon or rear special warning lamp fitted to an emergency vehicle, or from any device fitted to a vehicle used for police purposes;
- (l) amber light from a warning beacon fitted to –
 - (i) a road clearance vehicle,
 - (ii) a vehicle constructed or adapted for the purpose of collecting refuse,
 - (iii) a breakdown vehicle,
 - (iv) a vehicle having a maximum speed not exceeding 15 mph or any trailer drawn by such a vehicle,
 - (v) a vehicle having an overall width (including any load) exceeding 2.3m,
 - (vi) a vehicle used for the purposes of branchage, or for testing, maintaining, improving, cleansing or watering roads or for any purpose incidental to any such use,
 - (vii) a vehicle used for the purpose of inspecting, cleansing, maintaining, adjusting, renewing or installing any apparatus which is in, on, under or over a road, or for any purpose incidental to any such use,
 - (viii) a vehicle used in pursuance of a licence granted under Article 78 of the Law,
 - (ix) a vehicle used for escort purposes when travelling at a speed not exceeding 25 mph,
 - (x) a vehicle used by or under the Authority of the Inspector of Motor Traffic, for such purposes as that Inspector considers appropriate,
 - (xi) a vehicle used for the purpose of surveying,
 - (xii) a vehicle used for the removal or immobilisation of vehicles in exercise of a statutory power or duty, or
 - (xiii) a vehicle used within the limits of any aerodrome or harbour in Jersey by, or under the Authority of the Airport Director or the Harbour Master, as the case may be;
- (m) green light from a warning beacon fitted temporarily to a vehicle used by –
 - (i) a registered medical practitioner responding to an emergency call,
 - (ii) a member of the Jersey Hyperbaric Treatment Centre Team responding to an emergency call.
- (n) yellow light from a warning beacon fitted to a vehicle for use at the Airport.

- (o) light of any colour from a traffic sign which is attached to a vehicle;
 - (p) reflected light from amber pedal retro reflectors;
 - (q) reflected light of any colour from retro reflective material or a retro reflector designed primarily to reflect light to one or both sides of the vehicle and attached to or incorporated in any wheel or tyre of –
 - (i) a pedal cycle and any sidecar attached to it,
 - (ii) a solo motor cycle or motor cycle combination, or
 - (iii) an invalid carriage;
 - (r) light of any colour from a lamp which is designed to emit light primarily to one or both sides of the vehicle and attached to or incorporated in any wheel or tyre of –
 - (i) a pedal cycle and any side car attached to it,
 - (ii) a solo motor cycle or motor cycle combination, or
 - (iii) an invalid carriage.
 - (s) reflected light from amber retro reflective material on a road clearance vehicle;
 - (t) reflected light from yellow retro reflective registration plates;
 - (u) reflected light from yellow retro reflective material incorporated in a prescribed rear marking fitted in the appropriate manner to –
 - (i) motor vehicle having a maximum gross weight exceeding 7,500 kg,
 - (ii) a motor vehicle first used before 1st August 1982 having an unladen weight exceeding 3,000 kg,
 - (iii) a trailer having a maximum gross weight exceeding 3,500 kg,
 - (iv) a trailer manufactured before 1st August 1982 having an unladen weight exceeding 1,000 kg,
 - (v) a trailer which forms part of a combination of vehicles one of which is of a type mentioned in a previous item of this sub-paragraph,
 - (vi) a load carried by any vehicle; or
 - (v) reflected light from orange retro reflective material incorporated in a sign fitted to the rear of a vehicle carrying a dangerous substance;
 - (w) reflected light from yellow retro reflective material incorporated in a prescribed sign and fitted to the rear of a bus; or
 - (x) reflective light from yellow reflective material incorporated in a sign fitted to the rear of a bus in accordance with paragraph (4).
- (3) For the purposes of paragraph (2)(u), a rear marking fitted to a vehicle is a prescribed rear marking fitted in the appropriate manner if the rear marking –
- (a) is a rear marking of a description specified in the entry applicable to that vehicle in the right hand column of paragraph 1 of Part 1 of Schedule 19; and
 - (b) complies with paragraphs 2 to 7 of that Part of that Schedule.
- (4) For the purposes of paragraph (2)(x), a sign (the “secondary sign”) is fitted to the rear of a bus in accordance with this paragraph if –

- (a) a prescribed sign is also fitted to the rear of a bus;
 - (b) the total area of the retro reflective material incorporated in the secondary sign is no greater than the area of the prescribed sign; and
 - (c) the secondary sign satisfies the requirements specified –
 - (i) in the case of a bus which is owned or hired by the Minister for Children and Education or any person managing an education establishment attended by children under the age of 16 years, in paragraph (5) or (6), or
 - (ii) in any other case, in paragraph (6).³
- (5) The requirements referred to in paragraph (4)(c)(i) are that the secondary sign contains no words or other markings apart from words or markings identifying the Minister for Children and Education or the educational establishment (as the case may be).⁴
- (6) The requirements referred to in paragraph (4)(c)(ii) are that the secondary sign contains no words or other markings apart from words or other markings which –
- (a) indicate that children are on board the bus when it is in motion or likely to be on board the bus or in its vicinity when it is stationary; and
 - (b) are calculated to reduce the risk of road accidents involving such children.

12 Movement of lamps and reflectors

- (1) Save as provided in paragraph (2), no person shall use, or cause or permit to be used, on a road any vehicle to which, or to any load or equipment of which, there is fitted a lamp, reflector or marking which is capable of being moved by swivelling, deflecting or otherwise while the vehicle is in motion.
- (2) Paragraph (1) does not apply in respect of –
- (a) a headlamp which can be dipped only by the movement of the headlamp or its reflector;
 - (b) a headlamp which is capable of adjustment so as to compensate for the effect of the load carried by the vehicle;
 - (c) a lamp or reflector which can be deflected to the side by the movement of, although not necessarily through the same angle as, the front wheel or wheels of the vehicle when turned for the purpose of steering the vehicle;
 - (d) a headlamp or front fog lamp which can be wholly or partially retracted or concealed;
 - (e) a direction indicator fitted to a motor vehicle first used before 1st April 1986;
 - (f) a work lamp;
 - (g) a warning beacon;
 - (h) an amber pedal retro reflector;
 - (i) retro reflective material or a retro reflector of any colour which is fitted so as to reflect light primarily to one or both sides of the vehicle and is attached to or incorporated in any wheel or tyre of –
 - (i) a pedal cycle and any sidecar attached to,

- (ii) a solo motor cycle or motor cycle combination, or
- (iii) an invalid carriage; or
- (j) light of any colour from a lamp which is designed to emit light primarily to one or both sides of the vehicle and attached to or incorporated in any wheel or tyre of –
 - (i) a pedal cycle and any side car attached to it,
 - (ii) a solo motor cycle or motor cycle combination, or
 - (iii) an invalid carriage.

13 Lamps to show a steady light

- (1) Save as provided in paragraph (2), no vehicle shall be fitted with a lamp which automatically emits a flashing light.
- (2) Paragraph (1) does not apply in respect of –
 - (a) a direction indicator;
 - (b) a headlamp fitted to an emergency vehicle;
 - (c) a warning beacon or special warning lamp;
 - (d) a lamp or illuminated sign fitted to a vehicle used for police purposes;
 - (e) a green warning lamp used as an anti-lock brake indicator;
 - (f) a lamp forming part of a traffic sign; or
 - (g) a front or rear position lamp capable of emitting a flashing light (whether or not it is also capable of emitting a steady light) fitted to –
 - (i) a pedal cycle, or
 - (ii) a trailer drawn by, or a sidecar attached to, a pedal cycle.⁵
- (3) In the case of a front position lamp referred to in paragraph (2)(g) which is required to be fitted under Article 19, it must be capable, when emitting a flashing light, of emitting a flashing light to the front of the pedal cycle, trailer or sidecar (as the case may be) of an intensity of not less than 4 candelas.⁶
- (4) In the case of a rear position lamp referred to in paragraph (2)(g) which is required to be fitted under Article 19, it must be capable, when emitting a flashing light, of emitting a flashing light to the rear of the pedal cycle, trailer or sidecar (as the case may be) of an intensity of not less than 4 candelas.⁷

14 Filament lamps

Where a motor vehicle first used on or after 1st April 1986 or any trailer manufactured on or after 1st October 1985 is equipped with any lamp of a type that is required by any Schedule to this Order to be marked with an approval mark, no filament lamp other than a filament lamp referred to in the Approval Marks Regulations in –

- (a) Regulation 4 and Schedule 2, items 2 or 2A, 8, 20, 37 or 37A; or
- (b) Regulation 5 and Schedule 4, item 18,

shall be fitted to any such lamp.

15 General requirements for electrical connections

- (1) Every motor vehicle first used on or after 1st April 1991 shall be so constructed that every position lamp, side marker lamp, end-outline marker lamp and rear registration plate lamp with which the vehicle is fitted is capable of being switched on and off by the operation of one switch and, save as provided in paragraph (2), not otherwise.
- (2) Paragraph (1) shall not prevent one or more position lamps from being capable of being switched on and off independently of any other lamp referred to in that subparagraph.

16 Restrictions on fitting blue warning beacons, special warning lamps and similar devices

No vehicle, other than an emergency vehicle, shall be fitted with –

- (a) a blue warning beacon or special warning lamp; or
- (b) a device which resembles a blue warning beacon or a special warning lamp, whether the same is in working order or not.

17 Obligatory warning beacons

- (1) Subject to paragraph (2), no person shall use, or cause or permit to be used, on an unrestricted road any motor vehicle with 4 or more wheels having a maximum speed not exceeding 15 mph unless it or any trailer drawn by it is fitted with at least one warning beacon which –
 - (a) complies with Schedule 16; and
 - (b) is showing an amber light.
- (2) Paragraph (1) shall not apply in relation to –
 - (a) any motor vehicle first used before 1st January 1947; and
 - (b) any motor vehicle, or any trailer being drawn by it, to which paragraph (1) would otherwise apply, when that vehicle or trailer is on any carriageway of an unrestricted road for the purpose only of crossing that carriageway in the quickest manner practicable in the circumstances.

18 Signs on buses carrying children

- (1) Subject to paragraph (2), no person shall use or cause or permit to be used on a road a bus when it is carrying a child to and from the child's school unless –
 - (a) a prescribed sign is fitted to the front of the bus and is plainly visible to road users ahead of the bus; and
 - (b) a prescribed sign is fitted to the rear of the bus and is plainly visible to road users behind the bus.
- (2) Paragraph (1) does not apply where a bus is on a bus service operated under an omnibus service licence granted under the [Motor Traffic \(Jersey\) Law 1935](#).
- (3) For the purposes of this Article –

- (a) a reference to a bus carrying a child to or from the child's school is a reference to a bus carrying a child –
 - (i) to, or to a place within the vicinity of, the child's school on a day during term time before, the child has attended the school on that day, or
 - (ii) from, or from a place within the vicinity of, the child's school on a day during term time after the child had finished attending the school on that day;
- (b) a reference to a child is a reference to a child under the age of 16 years.

19 Obligatory lamps, reflectors, rear markings and devices

- (1) Save as provided in the foregoing provisions of this Order and in paragraph (2), (2A) and (2B), every vehicle of a class specified in a Table in Schedule 1 shall be fitted with lamps, reflectors, rear markings and devices which –
 - (a) are of a type specified in column 1 of that Table; and
 - (b) comply with the relevant installation, alignment and performance requirements set out in the Schedule or Part of a Schedule shown against that type in column 2 of that Table.⁸
- (2) The requirements specified in paragraph (1) do not apply in respect of a lamp, reflector, rear marking or device of a type specified in column 1 of a Table in the case of a vehicle shown against it in column 3 of that Table.
- (2A) Except in the case of a lamp which is also capable of emitting a steady light, the requirements specified in paragraph 5(c) and (d) in the Table in Part 1 of Schedule 2 do not apply in the case of a front position lamp which is capable of emitting a flashing light fitted to –
 - (a) a pedal cycle; or
 - (b) a trailer drawn by, or a sidecar attached to, a pedal cycle.⁹
- (2B) Except in the case of a lamp which is also capable of emitting a steady light, the requirements specified in paragraph 5(d) and (e) in the Table in Part 1 of Schedule 10 do not apply in the case of a rear position lamp capable of emitting a flashing light fitted to –
 - (a) a pedal cycle; or
 - (b) a trailer drawn by, or a sidecar attached to, a pedal cycle.¹⁰
- (3) The requirements specified in paragraph (1) apply without prejudice to any additional requirements specified in Articles 21 and 22.
- (4) The Schedules referred to in the Tables in Schedule 1 are Schedules 2 to 21.

20 Restrictions on the obscuration of certain obligatory lamps and reflectors

Every vehicle shall be so constructed that at least part of the apparent surface of any –

- (a) front and rear position lamp;
- (b) front and rear direction indicator; and
- (c) rear retro reflector,

which is required by this Order to be fitted to a vehicle is visible when the vehicle is viewed from any point directly in front of or behind the lamp or reflector, as appropriate, when every door, tailgate, boot lid, engine cover, cab or other movable part of the vehicle is in a fixed open position.

21 Optional lamps, reflectors, rear markings and devices

Every optional lamp, reflector, rear marking or device fitted to a vehicle, being of a type specified in an item in column 2 of the Table below, shall comply with the provisions shown in column 3 of that Table.

TABLE

(1) <i>Item No</i>	(2) <i>Type of lamp, reflector, rear marking or device</i>	(3) <i>Provisions with which compliance is required</i>
1	Front position lamp	Schedule 2, Part 2 }
2	Dim-dip device and running lamp	Schedule 3, Part 2 }
3	Dipped beam headlamp	Schedule 4, Part 2 }
4	Main-beam headlamp	Schedule 5, Part 2 }
5	Front fog lamp	Schedule 6 }and Part 1 of
7	Direction indicator	Schedule 7, Part 2 }Schedules 2
8	Hazard warning signal device	Schedule 8 }to 5, 7, 9 to
9	Side marker lamp	Schedule 9, Part 2 }13 and 17 to
10	Rear position lamp	Schedule 10, Part 2 }21 to the
11	Rear fog lamp	Schedule 11, Part 2 }extent
12	Stop lamp	Schedule 12, Part 2 }specified in
13	End-outline marker lamp	Schedule 13, Part 2 }Part 2 of
14	Reversing lamp	Schedule 14 }those
15	Warning beacon	Schedule 16 }Schedules
16	Side retro reflector	Schedule 17, Part 2 }
17	Rear retro reflector	Schedule 18, Part 2 }
18	Rear markings	Schedule 19, Part 2 }
19	Pedal retro reflector	Schedule 20, Part 2 }
20	Front retro reflector	Schedule 21, Part 2 }

22 Projecting trailers and vehicles carrying overhanging or projecting loads or equipment

- (1) No person shall use, or cause or permit to be used, on a road in the circumstances mentioned in paragraph (2) –
- (a) any trailer which forms part of a combination of vehicles which projects laterally beyond any preceding vehicle in the combination; or
 - (b) any vehicle or combination of vehicles which carries a load or equipment,
- in either case under the conditions specified in an item in column 2 of the Table below, unless the vehicle or combination of vehicles complies with the requirements specified in that item in column 3 of that Table.

TABLE

(1)	(2)	(3)
<i>Item No.</i>	<i>Conditions</i>	<i>Requirements</i>
1	A trailer which is not fitted with front position lamps and which projects laterally on any side so that the distance from the outermost part of the projection to the outermost part of the illuminated area of the obligatory front position lamp on that side fitted to any preceding vehicle in the combination exceeds 400 mm.	A lamp showing white light to the front shall be fitted to the trailer so that the outermost part of the illuminated area is not more than 400 mm from the outermost projection of the trailer. The installation and performance requirements relating to front position lamps do not apply to any such lamp.
2	A trailer which is not fitted with front position lamps and which carries a load or equipment which projects laterally on any side of the trailer so that the distance from the outermost projection of the load or equipment to the outermost part of the illuminated area of the obligatory front position lamp on that side fitted to any preceding vehicle in the combination exceeds 400 mm.	A lamp showing white light to the front shall be fitted to the trailer or the load or equipment so that the outermost part of the illuminated area is not more than 400 mm from the outermost projection of the load or equipment. The installation and performance requirements relating to front position lamps do not apply to any such lamp.

(1)	(2)	(3)
<i>Item No.</i>	<i>Conditions</i>	<i>Requirements</i>
3	<p>A vehicle which carries a load or equipment which projects laterally on any side of the vehicle so that the distance from the outermost part of the load or equipment to the outermost part of the illuminated area of the obligatory front or rear position lamp on that side exceeds 400 mm.</p>	<p>Either –</p> <p>(a) the obligatory front or rear position lamp shall be transferred from the vehicle to the load or equipment to which must also be attached a white front or a red rear reflecting device; or</p> <p>(b) an additional front or rear position lamp and a white front or a red rear reflecting device shall be fitted to the vehicle, load or equipment.</p> <p>All the installation, performance and maintenance requirements relating to front or rear position lamps shall in either case be complied with except that for the purpose of determining the lateral position of such lamps and reflecting devices any reference to the vehicle shall be taken to include the load or equipment except special equipment on a vehicle fitted with a movable platform or the jib of any crane.</p>
4	<p>A vehicle which carries a load or equipment which projects beyond the rear of the vehicle or, in the case of a combination of vehicles, beyond the rear of the rearmost vehicle in the combination, more than –</p> <p>(a) 2 m in the case of an agricultural vehicle or a vehicle carrying a fire escape; or</p> <p>(b) 1 m in the case of any other vehicle.</p>	<p>An additional rear lamp capable of showing red light to the rear and a red reflecting device, both of which are visible from a reasonable distance, shall be fitted to the vehicle or the load in such a position that the distance between the lamp and the reflecting device, and the rearmost projection of the load or equipment does not exceed 2 m in the case mentioned in sub-paragraph (a) in column 2 of this item or one metre in any other case. The installation and performance requirements relating to rear position lamps and rear retro reflectors do not apply to any such additional lamp and reflecting device.</p>

(1)	(2)	(3)
<i>Item No.</i>	<i>Conditions</i>	<i>Requirements</i>
5	<p>A vehicle which carries a load or equipment which projects beyond the front of the vehicle more than –</p> <p>(a) 2 m in the case of an agricultural vehicle or a vehicle carrying a fire escape; or</p> <p>(b) 1 m in the case of any other vehicle.</p>	<p>An additional front lamp capable of showing white light to the front and a white reflecting device, both visible from a reasonable distance, shall be fitted to the vehicle or the load in such a position that the distance between the lamp and the reflecting device, and the foremost projection of the load or equipment, does not exceed 2 m in the case mentioned in sub-paragraph (a) in column 2 of this item or one metre in any other case. The installation and performance requirements relating to front position lamps and front retro reflectors do not apply to any such additional lamp and reflecting device.</p>
6	<p>A vehicle which carries a load or equipment which obscures any obligatory lamp, reflector or rear marking.</p>	<p>Either –</p> <p>(a) the obligatory lamp, reflector or rear marking shall be transferred to a position on the vehicle, load or equipment where it is not obscured; or</p> <p>(b) an additional lamp, reflector or rear marking shall be fitted to the vehicle, load or equipment.</p> <p>All the installation, performance and maintenance requirements relating to obligatory lamps, reflectors or rear markings shall in either case be complied with.</p>

- (2) The circumstances referred to in paragraph (1) are –
- (a) as regards item 6 in the Table, in so far as it relates to obligatory stop lamps and direction indicators, all circumstances; and
 - (b) as regards items 1 to 5 in the Table and item 6 in the Table, except in so far as it relates to obligatory stop lamps and direction indicators, the time between sunset and sunrise or, except in so far as it relates to obligatory reflectors, when visibility is seriously reduced between sunrise and sunset.

23 Additional side marker lamps

- (1) Save as provided in paragraph (2), no person shall use, or cause or permit to be used, on a road between sunset and sunrise, or in seriously reduced visibility between sunrise and sunset, any vehicle or combination of vehicles of a type specified in an item in column 2 of the Table below unless each side of the vehicle or combination of vehicles is fitted with the side marker lamps specified in that item in column 3 and those lamps are kept lit.

TABLE

(1)	(2)	(3)
<i>Item No.</i>	<i>Vehicle or combination of vehicles</i>	<i>Side marker lamps</i>
1	A vehicle or combination of vehicles the overall length of which (including any load) exceeds 18.3 m.	<p>There shall be fitted –</p> <p>(a) one lamp no part of the light-emitting surface of which is more than 9.15 m from the foremost part of the vehicle or vehicles (in either case inclusive of any load);</p> <p>(b) one lamp no part of the light-emitting surface of which is more than 3.05 m from the rearmost part of the vehicle or vehicles (in either case inclusive of any load); and</p> <p>(c) such other lamps as are required to ensure that not more than 3.05 m separates any part of the light-emitting surface of one lamp and any part of the light-emitting surface of the next lamp.</p>
2	A combination of vehicles the overall length of which (including any load) exceeds 11 m but does not exceed 18.3 m and carrying a load supported by any 2 of the vehicles but not including a load carried by an articulated vehicle.	<p>There shall be fitted –</p> <p>(a) one lamp no part of the light-emitting surface of which is forward of, or more than 1530 mm rearward of, the rearmost part of the drawing vehicle; and</p> <p>(b) if the supported load extends more than 9.15 m rearward of the rearmost part of the drawing vehicle, one lamp no part of the light-emitting surface of which is forward of, or more than 1530 mm rearward of, the centre of the length of the load.</p>

- (2) The requirements specified in paragraph (1) do not apply to –
- (a) a combination of vehicles where any vehicle being drawn in that combination has broken down; or
 - (b) a vehicle (not being a combination of vehicles) having an appliance or apparatus or carrying a load of a kind specified in the Table to paragraph (7) of, or in paragraph (8) of, Article 88 of the Construction and Use Order, if the conditions specified in paragraphs 3 and 4 of Schedule 14 to that Order (which provide for the special marking of projections from vehicles) are complied

with in relation to the special appliance or apparatus or load as if those conditions had been expressed in Article 88 of that Order to apply in the case of every special appliance or apparatus or load of a kind specified in that Article.

- (3) Every side marker lamp fitted in accordance with this Article shall comply with Part 1 of Schedule 9.

PART 3

MAINTENANCE AND USE OF LAMPS, REFLECTORS, REAR MARKINGS AND DEVICES

24 Maintenance of lamps, reflectors, rear markings and devices

- (1) No person shall use, or cause or permit to be used, on a road a vehicle unless every lamp, reflector, rear marking and device to which this paragraph applies is in good working order and, in the case of a lamp, clean.
- (2) Save as provided in paragraph (3), paragraph (1) applies to –
- (a) every –
- (i) front position lamp,
 - (ii) rear position lamp,
 - (iii) headlamp,
 - (iv) rear registration plate lamp,
 - (v) side marker lamp,
 - (vi) end-outline marker lamp,
 - (vii) rear fog lamp,
 - (viii) retro reflector, and
 - (ix) rear marking of a type specified in Part 1 of Schedule 19, with which the vehicle is required by this Order to be fitted; and
- (b) every –
- (i) stop lamp,
 - (ii) direction indicator,
 - (iii) running lamp,
 - (iv) dim-dip device,
 - (v) headlamp levelling device, and
 - (vi) hazard warning signal device,
- with which it is fitted.
- (3) Paragraph (1) does not apply to –
- (a) a rear fog lamp on a vehicle which is part of a combination of vehicles any part of which is not required by this Order to be fitted with a rear fog lamp;
 - (b) a rear fog lamp on a motor vehicle drawing a trailer;

- (c) a defective lamp, reflector, dim-dip device or headlamp levelling device on a vehicle in use on a road between sunrise and sunset, if any such lamp, reflector or device became defective during the journey which is in progress or if arrangements have been made to remedy the defect with all reasonable expedition; or
- (d) a lamp, reflector, dim-dip device, headlamp, levelling device or rear marking on a combat vehicle in use on a road between sunrise and sunset.

25 Use of front and rear position lamps, rear registration plate lamps, side marker lamps and end-outline marker lamps

- (1) Save as provided in paragraphs (5) and (9), no person shall –
 - (a) use, or cause or permit to be used, on a road any vehicle which is in motion –
 - (i) between sunset and sunrise, or
 - (ii) in seriously reduced visibility between sunrise and sunset; or
 - (b) allow to remain at rest, or cause or permit to be allowed to remain at rest, on a road any vehicle between sunset and sunrise,

unless every front position lamp, rear position lamp, rear registration plate lamp, side marker lamp, end-outline marker lamp with which the vehicle is required by Article 19 to be fitted and every additional lamp of any of those descriptions with which the vehicle, its load or its equipment is fitted pursuant to Article 21 and 23 is kept lit and unobscured.

- (2) Save as provided in paragraphs (5) and (9), where a solo motor cycle is not fitted with a front position lamp, no person shall use it, or cause or permit it to be used, on a road (other than when it is parked) between sunset and sunrise or in seriously reduced visibility between sunrise and sunset, unless a headlamp is kept lit and unobscured.
- (3) Save as provided in paragraphs (5) and (9), no person shall allow to remain parked, or cause or permit to be allowed to remain parked between sunset and sunrise –
 - (a) a motor cycle combination which is required to be fitted only with a front position lamp on the sidecar; or
 - (b) a trailer to the front of which no other vehicle is attached and which is not required to be fitted with front position lamps,

unless a pair of front position lamps is fitted and kept lit and unobscured.

- (4) Save as provided in paragraphs (5) and (9), no person shall allow to remain parked, or cause or permit to be allowed to remain parked between sunset and sunrise a solo motor cycle which is not required to be fitted with a front position lamp, unless a front position lamp is fitted and kept lit and unobscured.
- (5) Paragraphs (1), (2), (3) and (4) shall not apply in respect of a vehicle of a class specified in paragraph (7) which is parked on a road on which a speed limit of 30 mph or less is in force and the vehicle is parked –
 - (a) in a public parking place or in a parking place designated by an Order made under Article 63 of the Law, and the vehicle is parked in a manner which does not contravene the provision of any enactment relating to the parking place; or

- (b) in a lay-by –
 - (i) the limits of which are indicated by a traffic sign consisting of the road marking shown in diagram 1010 in Schedule 2 to the [Traffic Signs \(Jersey\) Order 1968](#),
 - (ii) the surface of which is of a colour or texture which is different from that of the part of the carriageway of the road used primarily by through traffic, or
 - (iii) the limits of which are indicated by a continuous strip of surface of a different colour or texture from that of the surface of the remainder of the carriageway of the road; or
- (c) elsewhere than in such a parking place or lay-by if –
 - (i) the carriageway is 18 feet or more wide and the vehicle is parked in one of the circumstances described in paragraph (8), and
 - (ii) no part of the vehicle is less than 10 yards from the junction of any part of the carriageway of any road with the carriageway of the road on which it is parked whether that junction is on the same side of the road as that on which the vehicle is parked or not.
- (6) Paragraph (5)(c)(ii) shall be construed in accordance with the diagram in Schedule 23.
- (7) The classes of vehicle referred to in paragraph (5) are –
 - (a) a motor vehicle being a goods vehicle the unladen weight of which does not exceed 1,525 kg;
 - (b) a passenger vehicle other than a bus;
 - (c) an invalid carriage; and
 - (d) a motor cycle or a pedal cycle in either case with or without a sidecar, not being –
 - (i) a vehicle to which a trailer is attached,
 - (ii) a vehicle which is required to be fitted with lamps by Article 22, or
 - (iii) a vehicle carrying a load, if the load is required to be fitted with lamps by Article 22.
- (8) The circumstances referred to in paragraph (5)(c) are that –
 - (a) the vehicle is parked on a road on which the driving of vehicles otherwise than in one direction is prohibited at all times and its left or nearside is as close as may be and parallel to the left-hand edge of the carriageway or its right or off side is as close as may be and parallel to the right-hand edge of the carriageway; or
 - (b) the vehicle is parked on a road on which such a prohibition does not exist and its left or near side is as close as may be and parallel to the edge of the carriageway.
- (9) Paragraphs (1), (2), (3) and (4) do not apply in respect of –
 - (a) a solo motor cycle or a pedal cycle being pushed along the left-hand edge of a carriageway;

- (b) a pedal cycle waiting to proceed provided it is kept to the left-hand and near side edge of a carriageway; or
- (c) a vehicle which is parked in an area on part of a road on which roadworks are being carried out and which is bounded by amber lamps and other traffic signs so as to prevent the presence of the vehicle, its load or equipment being a danger to persons using the road.

26 Use of headlamps and front fog lamps

- (1) Save as provided in paragraph (2), no person shall use, or cause or permit to be used, on a road a vehicle which is fitted with obligatory dipped-beam headlamps unless every such lamp is kept lit –
 - (a) during the hours of darkness, except on a road which has a system of street lighting furnished by means of lamps placed not more than 200 yards apart which are lit; and
 - (b) in seriously reduced visibility.
- (2) The provisions of paragraph (1) do not apply –
 - (a) in the case of a motor vehicle fitted with one obligatory dipped-beam headlamp or a solo motor cycle or motor cycle combination fitted with a pair of obligatory dipped-beam headlamps, if a main-beam headlamp or a front fog lamp is kept lit;
 - (b) in the case of a motor vehicle, other than a solo motor cycle or motor cycle combination, fitted with a pair of obligatory dipped-beam headlamps, if –
 - (i) a pair of main-beam headlamps is kept lit, or
 - (ii) in seriously reduced visibility, a pair of front fog lamps which is so fitted that the outermost part of the illuminated area of each lamp in the pair is not more than 400 mm from the outer edge of the vehicle is kept lit;
 - (c) to a vehicle being drawn by another vehicle;
 - (d) to a vehicle while being used to propel a snow plough; or
 - (e) to a vehicle which is parked.
- (3) For the purposes of this Article a headlamp shall not be regarded as lit if its intensity is reduced by a dim-dip device.

27 Use of warning beacons

No person shall use, or cause or permit to be used, on an unrestricted road a vehicle which is required to be fitted with at least one warning beacon by Article 17 unless every such beacon is kept lit.

28 Restrictions on the use of lamps other than those to which Article 25 refers

No person shall use, or cause or permit to be used, on a road any vehicle on which any lamp, hazard warning signal device or warning beacon of a type specified in an item in column 2 of the Table below is used in a manner specified in that item in column 3.

TABLE

(1)	(2)	(3)
<i>Item No.</i>	<i>Type of lamp, hazard warning signal device or warning beacon</i>	<i>Manner of use prohibited</i>
1	Headlamp	(a) Used so as to cause undue dazzle or discomfort to other persons using the road. (b) Used so as to be lit when a vehicle is parked.
2	Front fog lamp	(a) Used so as to cause undue dazzle or discomfort to other persons using the road. (b) Used so as to be lit at any time other than in conditions of seriously reduced visibility. (c) Used so as to be lit when a vehicle is parked.
3	Rear fog lamp	(a) Used so as to cause undue dazzle or discomfort to the driver of a following vehicle. (b) Used so as to be lit at any time other than in conditions of seriously reduced visibility. (c) Save in the case of an emergency vehicle, used so as to be lit when a vehicle is parked.
4	Reversing lamp	Used so as to be lit except for the purpose of reversing the vehicle.
5	Hazard warning signal device	Used other than – (a) to warn persons using the road of a temporary obstruction when the vehicle is at rest; or (b) in the case of a bus, to summon assistance for the driver or any person acting as a conductor or inspector on the vehicle; or (c) in the case of a bus to which prescribed signs are fitted as described in Article 18(1)(a) and (b) when the vehicle is stationary and children under the age of 16 years are entering or leaving or are about to enter or leave or have just left the vehicle.

(1)	(2)	(3)
<i>Item No.</i>	<i>Type of lamp, hazard warning signal device or warning beacon</i>	<i>Manner of use prohibited</i>
6	Warning beacon emitting blue light and special warning lamp	Used so as to be lit except – (a) at the scene of an emergency; or (b) on any road to warn following drivers of a need to slow down due to a temporary obstruction ahead; (c) travelling to the place where a road accident or other incident involving danger or injury to persons, or risk or damage to property has occurred or is likely to occur; (d) to warn persons of the presence of the vehicle or a road-check, or other hazard on the road; or (e) when it is necessary or desirable to indicate to persons using the road the urgency of the purpose for which the vehicle is being used.
7	Warning beacon emitting amber light	Used so as to be lit except – (a) at the scene of an emergency; (b) when it is necessary or desirable to warn persons of the presence of the vehicle; and (c) in the case of a breakdown vehicle, while it is being used in connection with, and in the immediate vicinity of, an accident or breakdown, or while it is being used to draw a broken-down vehicle.
8	Warning beacon emitting green light	(a) Used so as to be lit except whilst occupied by a registered medical practitioner and used for the purposes of an emergency. (b) Whilst occupied by a member of the Jersey Hyperbaric Treatment Centre Team responding to an emergency call.
9	Warning beacon emitting yellow light	Used so as to be lit on a road.
10	Work lamp	(a) Used so as to cause undue dazzle or discomfort to the driver of any vehicle. (b) Used so as to be lit except for the purpose of illuminating a working area, accident, breakdown or works in the vicinity of the vehicle.
11	Any other lamp	Used so as to cause undue dazzle or discomfort to other persons using the road.

PART 4

MISCELLANEOUS

29 Testing and inspection of lighting equipment and reflectors

The provisions of Part V of the Construction and Use Order apply in respect of lighting equipment and reflectors with which a vehicle is required by this Order to be fitted.

30 Transitional provisions

- (1) The provision referred to in Article 1(3) shall not apply to vehicles, first registered under the Motor Vehicle Duty (Jersey) Law 1957 prior to 1st January 1994.
- (2) The provisions relating to the direction indicators and hazard signal devices referred to in Schedule 1 shall not apply to invalid carriages exceeding 4 mph first used before the commencement of this Order.

31 Citation

This Order may be cited at the Road Traffic (Lighting) (Jersey) Order 1998.

SCHEDULE 1

(Article 19)

OBLIGATORY LAMPS, REFLECTORS, REAR MARKINGS AND DEVICES**TABLE 1**

Motor vehicle having 3 or more wheels not being a vehicle to which any other Table in this Schedule applies

(1)	(2)	(3)
<i>Type of lamp, reflector, rear marking or device</i>	<i>Schedule in which relevant installation and performance requirements are specified</i>	<i>Exceptions</i>
Front position lamp	Schedule 2: Part 1	None.
Dim-dip device or running lamp	Schedule 3: Part 1	<p>A vehicle having a maximum speed not exceeding 40 mph.</p> <p>A vehicle first used before 1st April 1987.</p> <p>A home forces' vehicle.</p> <p>A vehicle in respect of which the following conditions are satisfied –</p> <p>(a) there is fitted to the vehicle all the lighting and light-signalling devices listed in items 1.5.7 to 1.5.20 of Annex I of Community Directive 76/756/EEC, which are required to be fitted under that Annex; and</p> <p>(b) all those devices are so installed that they comply with the requirements set out in items 3 and 4 of that Annex including, in particular, item 4.2.6 (Alignment of dipped-beam headlamps).</p>

(1)	(2)	(3)
<i>Type of lamp, reflector, rear marking or device</i>	<i>Schedule in which relevant installation and performance requirements are specified</i>	<i>Exceptions</i>
Dipped-beam headlamp	Schedule 4: Part 1	<p>A vehicle having a maximum speed not exceeding 15 mph.</p> <p>A vehicle first used before 1st April 1986 being an agricultural vehicle or a works truck.</p> <p>A vehicle first used before 1st January 1931.</p>
Main-beam headlamp	Schedule 5: Part 1	<p>A vehicle with a maximum speed not exceeding 25 mph.</p> <p>A vehicle first used before 1st April 1986 being an agricultural vehicle or a works truck.</p> <p>A vehicle first used before 1st January 1931.</p>
Direction indicator	Schedule 7: Part 1	<p>An invalid carriage having a maximum speed not exceeding 4 mph and any other vehicle having a maximum speed not exceeding 15 mph.</p> <p>An agricultural vehicle having an unladen weight not exceeding 255 kg</p> <p>A vehicle first used before 1st April 1986 being an agricultural vehicle, an industrial tractor or a works truck.</p> <p>A vehicle first used before 1st January 1936.</p>
Hazard warning device	Schedule 8: Part 1	<p>A vehicle not required to be fitted with direction indicators.</p> <p>A vehicle first used before 1st April 1986.</p>
Side marker lamp	Schedule 9: Part 1	<p>A vehicle having a maximum speed not exceeding 25 mph.</p> <p>A passenger vehicle.</p> <p>An incomplete vehicle proceeding to a works for completion or to a place where it is to be stored or displayed for sale.</p> <p>A vehicle the overall length of which does not exceed 6 m.</p> <p>A vehicle first used before 1st April 1991.</p> <p>A vehicle first used before in respect of which the following conditions are satisfied –</p>

(1)	(2)	(3)
<i>Type of lamp, reflector, rear marking or device</i>	<i>Schedule in which relevant installation and performance requirements are specified</i>	<i>Exceptions</i>
		<p>(a) there is fitted to the vehicle all the lighting and light-signalling devices listed in items 1.5.7 to 1.5.20 of Annex I of Community Directive 76/756/EEC, as amended, which are required to be fitted under that Annex; and</p> <p>(b) all those devices are so installed that they comply with the requirement set out in items 3 and 4 of that Annex including, in particular, item 4.2.6 (Alignment of dipped-beam headlamps).</p>
Rear position lamp	Schedule 10: Part 1	None.
Rear fog lamp	Schedule 11: Part 1	<p>A vehicle having a maximum speed not exceeding 25 mph.</p> <p>A vehicle first used before 1st April 1986 being an agricultural vehicle or a works truck.</p> <p>A vehicle first used before 1st April 1980.</p> <p>A vehicle having an overall width which does not exceed 1300 mm.</p>
Stop lamp	Schedule 12: Part 1	<p>A vehicle having a maximum speed not exceeding 25 mph.</p> <p>A vehicle first used before 1st April 1986 being an agricultural vehicle or a works truck.</p> <p>A vehicle first used before 1st January 1936.</p>
End-outline marker lamp	Schedule 13: Part 1	<p>A vehicle having a maximum speed not exceeding 25 mph.</p> <p>A motor vehicle having an overall width not exceeding 2100 mm.</p> <p>An incomplete vehicle proceeding to a works for completion or to a place where it is to be stored or displayed for sale.</p> <p>A motor vehicle first used before 1st April 1991.</p>
Rear registration plate lamp	Schedule 15	A vehicle not required to be fitted with a rear registration plate.

(1)	(2)	(3)
<i>Type of lamp, reflector, rear marking or device</i>	<i>Schedule in which relevant installation and performance requirements are specified</i>	<i>Exceptions</i>
Side retro reflector	Schedule 17: Part 1	<p>A vehicle having a maximum speed not exceeding 25 mph.</p> <p>A goods vehicle –</p> <p>(a) first used on or after 1st April 1986, the overall length of which does not exceed 6 m; or</p> <p>(b) first used before 1st April 1986, the overall length of which does not exceed 8 m.</p> <p>A passenger vehicle.</p> <p>An incomplete vehicle proceeding to a works for completion or to a place where it is to be stored or displayed for sale.</p> <p>A vehicle primarily constructed for moving excavated material and being used in pursuance of a licence granted under Article 78 of the Law.</p> <p>A mobile crane or engineering plant.</p>
Rear retro reflector	Schedule 18: Part 1	None.
Rear marking	Schedule 19: Part 1	<p>A vehicle having a maximum speed not exceeding 25 mph.</p> <p>A vehicle first used before 1st August 1982, the unladen weight of which does not exceed 3050 kg</p> <p>A vehicle the maximum gross weight of which does not exceed 7500 kg</p> <p>A passenger vehicle not being an articulated bus.</p> <p>A tractive unit for an articulated vehicle.</p> <p>An incomplete vehicle proceeding to a works for completion or to a place where it is to be stored or displayed for sale.</p> <p>A vehicle first used before 1st April 1986 being an articulated vehicle, a works truck or engineering plant.</p> <p>A vehicle first used before 1st January 1940.</p> <p>A home forces' vehicle.</p>

(1)	(2)	(3)
<i>Type of lamp, reflector, rear marking or device</i>	<i>Schedule in which relevant installation and performance requirements are specified</i>	<i>Exceptions</i>
		<p>A vehicle constructed or adapted for –</p> <ul style="list-style-type: none"> (a) fire fighting or fire salvage; (b) servicing or controlling aircraft; (c) heating and dispensing tar or other material for the construction or maintenance of roads; or (d) transporting 2 or more vehicles or vehicle bodies or 2 or more boats.

TABLE 2**Solo motor cycle or motor cycle combination**

Front position lamp	Schedule 2: Part 1	A solo motor cycle fitted with a headlamp.
Dipped-beam headlamp	Schedule 4: Part 1	A vehicle first used before 1st January 1931.
Main-beam headlamp	Schedule 5: Part 1	<p>A vehicle having a maximum speed not exceeding 25 mph.</p> <p>A vehicle first used before 1st January 1972 and having an engine with a capacity of less than 50 cc.</p> <p>A vehicle first used before 1st January 1931.</p>
Direction indicator	Schedule 7: Part 1	<p>A vehicle having a maximum speed not exceeding 25 mph.</p> <p>A vehicle first used before 1st April 1986.</p> <p>A vehicle which is constructed or adapted primarily for use off roads (whether by reason of its tyres, suspension, ground clearance or otherwise) and which can carry only one person or which, in the case of a motor cycle combination, can carry only the rider and one passenger in the sidecar.</p>
Rear position lamp	Schedule 10: Part 1	None.

Stop lamp	Schedule 12: Part 1	A vehicle having a maximum speed not exceeding 25 mph. A vehicle first used before 1st April 1986 and having an engine with a capacity of less than 50 cc. A vehicle first used before 1st January 1936.
Rear registration plate lamp	Schedule 15	A vehicle not required to be fitted with a rear registration plate.
Rear retro reflector	Schedule 18: Part 1	None.

TABLE 3**Pedal cycle**

(1)	(2)	(3)
<i>Type of lamp or reflector</i>	<i>Schedule in which relevant installation and performance requirements are specified</i>	<i>Exceptions</i>
Front position lamp	Schedule 2: Part 1	None.
Rear position lamp	Schedule 10: Part 1	None.
Rear retro reflector	Schedule 18: Part 1	None.
Pedal retro reflector	Schedule 20: Part 1	A pedal cycle manufactured before 1st October 1985.

TABLE 4**Pedestrian-controlled vehicle, horse-drawn vehicle and track-laying vehicle**

(1)	(2)	(3)
<i>Type of lamp or reflector</i>	<i>Schedule in which relevant installation requirements are specified</i>	<i>Exceptions</i>
Front position lamp	Schedule 2: Part 1	None.

Rear position lamp	Schedule 10: Part 1	None.
Rear retro reflector	Schedule 18: Part 1	None.

TABLE 5**Vehicle drawn or propelled by hand**

(1)	(2)	(3)
<i>Type of lamp or reflector</i>	<i>Schedule in which relevant installation requirements are specified</i>	<i>Exceptions</i>
Front position lamp	Schedule 2: Part 1	None.
Rear position lamp	Schedule 10: Part 1	A vehicle fitted with a rear retro reflector.
Rear retro reflector	Schedule 18: Part 1	A vehicle fitted with a rear position lamp.

TABLE 6**Trailer drawn by a motor vehicle**

(1)	(2)	(3)
<i>Type of lamp, reflector or rear marking</i>	<i>Schedule in which relevant installation requirements are specified</i>	<i>Exceptions</i>
Front position lamp	Schedule 2: Part 1	A trailer with an overall width not exceeding 1600 mm. A trailer manufactured before 1st October 1985 the overall length of which, excluding any drawbar and any fitting for its attachment, does not exceed 2300 mm. A trailer constructed or adapted for the carriage and launching of a boat.
Direction indicator	Schedule 7: Part 1	A trailer manufactured before 1st September 1965.

(1)	(2)	(3)
<i>Type of lamp, reflector or rear marking</i>	<i>Schedule in which relevant installation requirements are specified</i>	<i>Exceptions</i>
		An agricultural vehicle or a works trailer in either case manufactured before 1st October 1990.
Side marker lamp	Schedule 9: Part 1	<p>A trailer the overall length of which excluding any drawbar and any fitting for its attachment, does not exceed –</p> <p>(a) 6 m;</p> <p>(b) 6.70 m in the case of a trailer manufactured before 1st October 1990.</p> <p>An incomplete trailer proceeding to a works for completion or to a place where it is to be stored or displayed for sale.</p> <p>An agricultural vehicle or a works trailer.</p> <p>A caravan.</p> <p>A trailer constructed or adapted for the carriage and launching of a boat.</p> <p>A trailer in respect of which the following conditions are satisfied –</p> <p>(a) there is fitted to the trailer all the lighting and light-signalling devices listed in items 1.5.7 to 1.5.20 of Annex I of Community Directive 76/756/EEC, as amended, which are required to be fitted under that Annex; and</p> <p>(b) all those devices are so installed and maintained that they comply with the requirements set out in items 3 and 4 of that Annex.</p>
Rear position lamp	Schedule 10: Part 1	None.
Rear fog lamp	Schedule 11: Part 1	<p>A trailer manufactured before 1st April 1990.</p> <p>A trailer the overall width of which does not exceed 1300 mm.</p> <p>An agricultural vehicle or a works trailer.</p>
Stop light	Schedule 12: Part 1	An agricultural vehicle or a works trailer.

(1)	(2)	(3)
<i>Type of lamp, reflector or rear marking</i>	<i>Schedule in which relevant installation requirements are specified</i>	<i>Exceptions</i>
End-outline marker lamp	Schedule 13: Part 1	<p>A trailer having an overall width not exceeding 2100 mm.</p> <p>An incomplete trailer proceeding to a works for completion or to a place where it is to be stored or displayed for sale.</p> <p>An agricultural vehicle or a works trailer.</p> <p>A trailer manufactured before 1st October 1990.</p>
Rear registration plate lamp	Schedule 15	A trailer not required to be fitted with a rear registration plate.
Side retro reflector	Schedule 17: Part 1	<p>A trailer the overall length of which excluding any drawbar, does not exceed 5 m.</p> <p>An incomplete trailer proceeding to a works for completion or to a place where it is to be stored or displayed for sale.</p> <p>Engineering plant.</p> <p>A trailer primarily constructed for moving excavated material and which is being used in pursuance of a licence granted under Article 78 of the Law.</p>
Front retro reflector	Schedule 21: Part 1	<p>A trailer manufactured before 1st October 1990.</p> <p>An agricultural vehicle or a works trailer.</p>
Rear retro reflector	Schedule 18: Part 1	None.
Rear marking	Schedule 19: Part 1	<p>A trailer manufactured before 1st August 1982 the unladen weight of which does not exceed 1020 kg</p> <p>A trailer the maximum gross weight of which does not exceed 3500 kg</p> <p>An incomplete trailer proceeding to a works for completion or to a place where it is to be stored or displayed for sale.</p> <p>An agricultural vehicle, a works trailer or engineering plant.</p> <p>A trailer drawn by a bus.</p> <p>A home forces' vehicle.</p>

(1)	(2)	(3)
<i>Type of lamp, reflector or rear marking</i>	<i>Schedule in which relevant installation requirements are specified</i>	<i>Exceptions</i>
		A trailer constructed or adapted for – <ul style="list-style-type: none"> (a) fire fighting or fire salvage; (b) servicing or controlling aircraft; (c) heating and dispensing tar or other material for the construction or maintenance of roads; (d) carrying asphalt or macadam, in each case being mixing or drying plant; or (e) transporting 2 or more vehicles or vehicle bodies or 2 or more boats.

TABLE 7**Trailer drawn by a pedal cycle**

(1)	(2)	(3)
<i>Type of lamp, reflector or rear marking</i>	<i>Schedule in which relevant installation requirements are specified</i>	<i>Exceptions</i>
Rear position lamp	Schedule 10: Part 1	None.
Rear retro reflector	Schedule 18: Part 1	None.

SCHEDULE 2¹¹

(Articles 19 and 21)

FRONT POSITION LAMPS**PART 1**

(Article 19)

OBLIGATORY FRONT POSITION LAMPS AND OPTIONAL FRONT POSITION LAMPS TO THE EXTENT SPECIFIED IN PART 2

1. Number –
 - (a) any vehicle not covered by sub-paragraph (b), (c), (d), (e) or (f): 2
 - (b) a pedal cycle with less than 4 wheels and without a sidecar: one
 - (c) a solo motor cycle: one
 - (d) a motor cycle combination with a headlamp on the motor cycle: one, on the sidecar
 - (e) an invalid carriage: one
 - (f) a vehicle drawn or propelled by hand: one
2. Position –
 - (a) longitudinal: no requirement
 - (b) lateral –
 - (i) where 2 front position lamps are required to be fitted –
 - (A) maximum distance from the side of the vehicle –
 - (1) a motor vehicle first used on or after 1st April 1986: 400 mm
 - (2) a trailer manufactured on or after 1st October 1985: 150 mm
 - (3) any other vehicle manufactured on or after 1st October 1985: 400 mm

- | | |
|---|---|
| (4) a motor vehicle first used before 1st April 1986 and any other vehicle manufactured before 1st October 1985: | 510 mm |
| (B) minimum separation distance between front position lamps: | no requirement |
| <p>(ii) where one front position lamp is required to be fitted –</p> | |
| (A) a sidecar forming part of a motor cycle combination: | on the centre lines of the sidecar or on the side of the sidecar furthest from the motor cycle. |
| (B) any other vehicle: | on the centre line or offside of the vehicle. |
| <p>(c) vertical –</p> | |
| <p>(i) maximum height above the ground –</p> | |
| (A) any vehicle not covered by sub-clause (B), (C) or (D): | 1500 mm or, if the structure of the vehicle makes this impracticable, 2100 mm |
| (B) a motor vehicle first used before 1st April 1986 and a trailer manufactured before 1st October 1985: | 2300 mm |
| (C) a motor vehicle, first used on or after 1st April 1986, having a maximum speed not exceeding 25 mph: | 2100 mm |
| (D) a bus and a road clearance vehicle: | no requirement |
| (ii) minimum height above the ground: | no requirement |
| <p>3. Angles of visibility –</p> | |
| <p>(a) a motor vehicle (not being a motor cycle combination or an agricultural vehicle) first used on or after 1st April 1986 and a trailer manufactured on or after 1st October 1985 –</p> | |
| <p>(i) horizontal –</p> | |
| (A) where one lamp is required to be fitted: | 80° to the left and to the right |
| (B) where 2 lamps are required to be fitted: | 80° outwards and 45° inwards (5° inwards in the case of a trailer) |
| <p>(ii) vertical –</p> | |

	(A) any case not covered by sub-clause (B):	15° above and below the horizontal
	(B) where the highest part of the illuminated area of the lamp is less than 750 mm above the ground:	15° above and 5° below the horizontal
	(b) any other vehicle:	visible to the front
4.	Alignment:	to the front
5.	Markings	
	(a) a motor vehicle (other than a solo motor cycle or a motor cycle combination) first used on or after 1st January 1972 and a trailer manufactured on or after 1st October 1985:	an approval mark
	(b) a solo motor cycle and a motor cycle combination in either case first used on or after 1st April 1986:	an approval mark
	(c) any other vehicle manufactured or first used on or after 1st October 1990:	an approval mark or a British Standard mark
	(d) any other vehicle manufactured on or after 1st October 1995:	an approval mark or the British Standard Mark which is specified in subparagraph (b) of the definition of “British Standard Mark” in paragraph 13
	(e) any other vehicle:	no requirement
6.	Size of illuminated area:	no requirement
7.	Colour:	white or, if incorporated in a headlamp which is capable of emitting only a yellow light, yellow
8.	Wattage:	no requirement
9.	Intensity –	
	(a) a front position lamp bearing any of the markings mentioned in paragraph 5:	no requirement
	(b) any other front position lamp:	visible from a reasonable distance
10.	Electrical connections:	no individual requirement
11.	Tell-tale:	no requirement
12.	Other requirements –	

- (a) except in the case of a vehicle covered by sub-paragraph (b), where 2 front position lamps are required to be fitted they shall form a pair;
 - (b) in the case of a trailer manufactured before 1st October 1985 and a motor cycle combination, where 2 front position lamps are required to be fitted they shall be fitted on each side of the longitudinal axis of the vehicle.
 - (c) in the case of a front position lamp capable of emitting a flashing light fitted to –
 - (i) a pedal cycle, or
 - (ii) a trailer drawn by, or a sidecar attached to, a pedal cycle,the light shown by the lamp when flashing must be displayed not less than 60 nor more than 240 equal times per minute and the intervals between each display of lights must be constant.
13. Definitions –
- In this Part –
- “approval mark” means –
- (a) in relation to a solo motor cycle or a motor cycle combination, a marking designated as an approval mark by Regulation 4 of the Approval Marks Regulations and shown at item 50A of Schedule 2 of those Regulations; and
 - (b) in relation to any other vehicle, either –
 - (i) a marking designated as an approval mark by Regulation 5 of the Approval Marks Regulations and shown at item 5 of Schedule 4 to those Regulations, or
 - (ii) a marking designated as an approval mark by Regulation 4 of the Approval Marks Regulations and shown at item 7 of Schedule 2 of those Regulations; and
- “British standard mark” means –
- (a) the mark indicated in the specification for photometric and physical requirements for lighting equipment published by the British Standards Institution under the reference BS 6102: Part 3: 1986 namely “6102/3”; or
 - (b) the mark indicated in the specification for photometric and physical requirements for lighting equipment published by the British Standards Institution under the reference BS 6102: Part 3: 1986 as amended by AMD 5821 published on the 29th April 1988, namely “6102/3”.

PART 2

(Article 21)

OPTIONAL FRONT POSITION LAMPS

1. In the case of a solo motor cycle first used on or after 1st April 1991 which is not fitted with any obligatory front position lamp, not more than 2 may be fitted which

must comply with the requirement specified in paragraph 7 of Part 1. Where 2 are fitted these shall be situated as close together as possible.

2. In the case of a solo motor cycle first used on or after 1st April 1991 which is fitted with one obligatory front position lamp, not more than one additional lamp may be fitted which must comply with the requirement specified in paragraph 7 of Part 1 and shall be situated as close as possible to the obligatory front position lamp.
3. In the case of any other vehicle the only requirement prescribed by this Order in respect of any which are fitted is that in paragraph 7 of Part 1.

SCHEDULE 3

(Articles 19 and 21)

DIM-DIP DEVICES AND RUNNING LAMPS

PART 1

(Article 19)

OBLIGATORY DIM-DIP DEVICES AND RUNNING LAMPS

1. A dim-dip device fitted to satisfy Article 19 shall cause light to be emitted from the dipped-beam filament of each obligatory dipped-beam headlamp, each such light having, so far as is practicable, an intensity of between 10% and 20% of the intensity of the normal dipped beam.
2. Running lamps fitted to satisfy Article 19 shall be in the form of a matched pair of front lamps, each of which –
 - (a) is fitted in a position in which no obligatory front position lamp may lawfully be fitted; and
 - (b) is capable of emitting white light to the front having an intensity of not less than 200 candelas, measured from directly in front of the centre of the lamp in a direction parallel to the longitudinal axis of the vehicle, and of not more than 800 candelas in any direction.
3. The electrical connections to the obligatory dim-dip device, shall be such that the light output specified in paragraph 1 is emitted automatically whenever –
 - (a) the engine of the vehicle is running, or the key or devices which control the starting or stopping of the engine are in the normal position for when the vehicle is being driven; and
 - (b) the obligatory main beam and dipped beam headlamps are switched off;
 - (c) any front fog lamp fitted to the vehicle is switched off; and
 - (d) the obligatory front position lamps are switched on.
4. The electrical connections to the obligatory running lamps shall be such that the light output specified in paragraph 2 is automatically emitted, whenever the conditions set out in sub-paragraphs (a), (b) and (c) of paragraph 3 are satisfied.

PART 2

(Article 21)

OPTIONAL DIM-DIP DEVICES AND RUNNING LAMPS

There is no requirement relating to an optional dim-dip device or an optional running lamp.

SCHEDULE 4

DIPPED-BEAM HEADLAMPS

(Articles 19 and 21)

PART 1

(Article 19)

OBLIGATORY DIPPED-BEAM HEADLAMPS

- | | | | |
|---|------------|---|----------------|
| 1 | Number – | | |
| | (a) | any vehicle not covered by sub-paragraph (b), (c), (d) or (e): | 2 |
| | (b) | a solo motor cycle and a motor cycle combination: | one |
| | (c) | a motor vehicle with 3 wheels, other than a motor cycle combination, first used before 1st January 1972: | one |
| | (d) | a motor vehicle with 3 wheels, other than a motor cycle combination, first used on or after 1st January 1972 and which has an unladen weight of not more than 400 kg and an overall width of not more than 1300 mm: | one |
| | (e) | a bus first used before 1st October 1969: | one |
| 2 | Position – | | |
| | (a) | longitudinal: | no requirement |
| | (b) | lateral – | |
| | (i) | where 2 dipped-beam headlamps are required to be fitted – | |
| | | (A) maximum distance from the side of the vehicle – | |
| | | (1) any vehicle not covered by sub-paragraph (2) or (3): | 400 mm |
| | | (2) a vehicle first used before 1st January 1972: | no requirement |
| | | (3) an agricultural vehicle, engineering plant and an industrial tractor: | no requirement |
| | | (B) minimum separation distance between a pair of dipped-beam headlamps: | no requirement |
| | (ii) | where one dipped-beam headlamp is required to be fitted – | |

- (A) any vehicle not covered by sub-paragraph (B):
- (i) on the centre-line of the motor vehicle (disregarding any sidecar forming part of a motor cycle combination), or
- (ii) at any distance from the side of the motor vehicle (disregarding any sidecar forming part of a motor cycle combination) provided that a duplicate lamp is fitted on the other side so that together they form a matched pair, in which case both lamps shall be regarded as obligatory lamps.
- (B) a bus first used before 1st October 1969: no requirement
- (c) vertical –
- (i) maximum height above the ground –
- (A) any vehicle not covered by sub-paragraph (B): 1200 mm
- (B) a vehicle first used before 1st January 1952, an agricultural vehicle, a road clearance vehicle, an aerodrome fire tender, an aerodrome runway sweeper, an industrial tractor, engineering plant and a home forces' vehicle: no requirement
- (ii) minimum height above the ground –
- (A) any vehicle not covered by sub-clause (B): 500 mm
- (B) a vehicle first used before 1st January 1952, an agricultural vehicle, a road clearance vehicle, an aerodrome fire tender, an aerodrome runway sweeper, an industrial tractor, engineering plant and a home forces' vehicle: no requirement
- (ii) maximum height above the ground –
- (A) any vehicle not covered by sub-clause (B) 500 mm

- (B) a vehicle first used before 1st January 1956: no requirement
3. Angles of visibility: no requirement
4. Alignment –
- When a vehicle is at its kerbside and has a weight of 75 kg on the driver's seat, and any manual headlamp levelling device control is set to the stop position, the alignment of every dipped-beam headlamp shall, as near as practicable, be as follows:
- (a) in the case of a vehicle having a maximum speed not exceeding 25 mph –
- (i) if the dipped-beam headlamp bears an approval mark its aim shall be set so that the horizontal part of the cut-off the beam pattern is inclined downwards as indicated by the vehicle manufacturer in a marking on the vehicle, as mentioned in paragraph 12(b) or, where no such marking is provided –
- (A) 1.3% if the height of the centre of the headlamp is not more than 850 mm above the ground, or
- (B) 2% if the height of the centre of the headlamp is more than 850 mm above the ground,
- (ii) if the dipped-beam headlamp does not bear an approval mark and the headlamp can also be used as main-beam headlamp its aim shall be set so that the centre of the main beam pattern is horizontal or inclined slightly below the horizontal;
- (iii) if the dipped-beam headlamp does not bear an approval mark and the headlamp cannot also be used as a main-beam headlamp its aim shall be set so as not to cause undue dazzle or discomfort to other persons using the road;
- (b) in the case of a vehicle having a maximum speed not exceeding 25 mph –
- (i) if the dipped-beam headlamp bears an approval mark or not and the headlamp can also be used as a main-beam headlamp its aim shall be set so that the centre of the main-beam pattern is horizontal or inclined slightly below the horizontal;
- (ii) if the dipped-beam headlamp bears an approval mark or not and the headlamp cannot also be used as a main-beam headlamp its aim shall be set so as not to cause undue dazzle or discomfort to other persons using the road.
5. Markings –
- (a) any vehicle not covered by sub-paragraph (b), (c) or (d): an approval mark or a British Standard Mark
- (b) a motor vehicle first used before 1st April 1986: no requirement
- (c) a 3-wheeled motor vehicle, not being a motor cycle combination, first used on or after 1st April 1986 and having a maximum speed not exceeding 50 mph: no requirement
- (d) a solo motor cycle and a motor cycle combination: no requirement

- | | | |
|-----|---|------------------|
| 6. | Size of illuminated area: | no requirement |
| 7. | Colour: | white or yellow |
| 8. | Wattage – | |
| | (a) a motor vehicle with 4 or more wheels first used on or after 1st April 1986: | no requirement |
| | (b) a 3-wheeled motor vehicle, not being a motor cycle combination, first used on or after 1st April 1986 – | |
| | (i) having a maximum speed not exceeding 50 mph: | 15 watts minimum |
| | (ii) having a maximum speed exceeding 50 mph: | no requirement |
| | (c) a motor vehicle with 4 or more wheels first used before 1st April 1986: | 30 watts minimum |
| | (d) a 3-wheeled motor vehicle, not being a motor cycle combination, first used before 1st April 1986: | 24 watts minimum |
| | (e) a solo motor cycle and a motor cycle combination – | |
| | (i) having an engine not exceeding 250 cc and a maximum speed not exceeding 25 mph: | 10 watts minimum |
| | (ii) having an engine not exceeding 250 cc and a maximum speed not exceeding 25 mph: | 15 watts minimum |
| | (iii) having an engine exceeding 250 cc: | 24 watts minimum |
| 9. | Intensity: | no requirement |
| 10. | Electrical connections – | |
| | Where a matched pair of dipped-beam headlamps is fitted they shall be capable of being switched on and off simultaneously and not otherwise. | |
| 11. | Tell-tale: | no requirements |
| 12. | Other requirements – | |
| | (a) every dipped-beam headlamp shall be so constructed that the direction of the beam of light emitted therefrom can be adjusted whilst the vehicle is stationary; | |
| | (b) every vehicle which – | |
| | (i) is fitted with dipped-beam headlamps bearing an approval mark, | |
| | (ii) has a maximum speed exceeding 25 mph, and | |
| | (iii) is first used on or after 1st April 1991, | |
| | shall be marked with a clearly legible and indelible marking, as illustrated in Part 3, close to either the headlamps or the manufacturer's plate showing the setting recommended by the manufacturer for the downward inclination of the horizontal part of the cut-off of the beam pattern of the dipped-beam headlamps when the vehicle is at its kerbside weight and has a weight of 75 kg on the driver's seat, and expressed in the form required by sub-paragraph (e); | |
| | (c) every dipped-beam headlamp fitted to a vehicle first used on or after 1st April 1986 in accordance with this Part shall be designed for a vehicle which is intended to be driven on the left-hand side of the road; | |

- (d) where 2 dipped-beam headlamps are required to be fitted they shall form a matched pair;
- (e) the setting referred to in sub-paragraph (b) shall be a single figure –
 - (i) between 1 and 1.5% if –
 - (A) the height of the centre of the headlamp is not more than 850 mm above the ground, or
 - (B) the height of the lower edge of the illuminated area of the headlamp is not more than 800 mm above the ground,
 - (ii) between 1 and 2% if –
 - (A) the height of the centre of the headlamp is more than 850 mm above the ground, or
 - (B) the height of the lower edge of the illuminated area of the headlamp is between 800 mm and 900 mm above the ground, and
 - (iii) between 1.5 and 2% if the height of the lower edge of the illuminated area of the headlamp is more than 900 mm above the ground.

13. Definitions –

In this Part –

“approval mark” means either –

- (a) a marking designated as an approval mark by Regulation 5 of the Approval Marks Regulations and shown at item 12 or 13 or 14 or 16 or, in the case of a vehicle having a maximum speed not exceeding 25 mph, 27 or 28 or Schedule 4 to those Regulations; or
- (b) a marking designated as an approval mark by Regulation 4 of the Approval Marks Regulations and shown at item 1A or 1B or 1C or 1E or 5A or 5B or 5C or 5E or 8C or 8D or 8E or 8G or 8H or 8K or 8L or 20C or 20D or 20E or 20F or 20G or 20H or 20K or 20L or 31A or 31C or, in the case of a vehicle having a maximum speed not exceeding 25 mph, 1H or 1I or 5H or 5I of Schedule 2 to those Regulations; and

“British Standard Mark” means the specification for sealed beam headlamps published by the British Standards Institution under the reference BS AU 40: Part 4a: 1996 as amended by Amendment AMD 2188 published in December 1976, namely “B.S. AU40”.

PART 2

(Article 21)

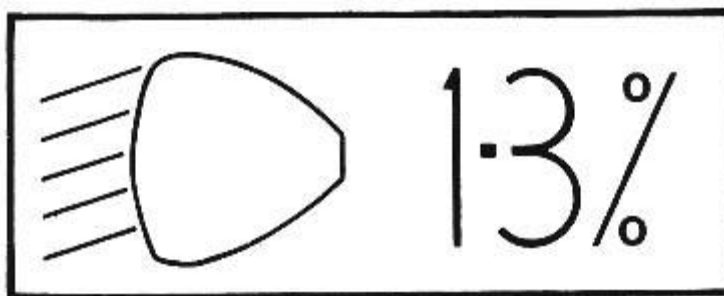
OPTIONAL DIPPED-BEAM HEADLAMPS

1. In the case of a vehicle with 3 or more wheels having a maximum speed exceeding 25 mph first used on or after 1st April 1991, 2 and not more than 2 may be fitted and the only requirements prescribed by this Order in respect of any which are fitted are –

- (a) those specified in paragraphs 2(c), 4, 7, 10 and 12(a) of Part 1;
 - (b) that they are designed for a vehicle which is intended to be driven on the right-hand side of the road;
 - (c) that they form a matched pair; and
 - (d) that their electrical connections are such that not more than one pair of dipped-beam headlamps is capable of being illuminated at a time.
2. In the case of any other vehicle, any number may be fitted and the only requirements prescribed by this Order in respect of any which are fitted are those specified in paragraphs 2(c), 4, 7 and 12(a) of Part 1.

PART 3

Examples of marking showing the vertical downwards inclination of the dipped-beam headlamps when the vehicle is at its kerbside weight and has a weight of 75 kg on the drivers seat.



(Symbol for dipped-beam
headlamp)

(Vertical inclination
of dipped-beam)

SCHEDULE 5

(Articles 19 and 21)

MAIN-BEAM HEADLAMPS**PART 1**

(Article 19)

OBLIGATORY MAIN-BEAM HEADLAMPS

- | | | |
|----|---|--|
| 1. | Number – | |
| | (a) any vehicle not covered by sub-paragraph (b), (c) or (d) | 2 |
| | (b) a solo motor cycle and motor cycle combination: | one |
| | (c) a motor vehicle with 3 wheels, other than a motor cycle combination, first used before 1st January 1972: | one |
| | (d) a motor vehicle with 3 wheels, other than a motor cycle combination, first used on or after 1st January 1972 and which has an unladen weight of not more than 400 kg and an overall width of not more than 1300 mm: | one |
| 2. | Position – | |
| | (a) longitudinal: | no requirement |
| | (b) lateral – | |
| | (i) where 2 main-beam headlamps are required to be fitted – | |
| | (A) maximum distance from the side of the vehicle: | the outer edge of the illuminated area must in no case be closer to the side of the vehicle than the outer edges of the illuminated areas of the obligatory dipped-beam headlamps. |
| | (B) maximum separation distance between a pair of main-beam headlamps: | no requirement |
| | (ii) where one main-beam headlamp is required to be fitted: | (i) on the centre-line of the motor vehicle (disregarding any sidecar forming |

		part of a motor cycle combination), or
		(ii) at any distance from the side of the vehicle (disregarding any sidecar forming part of a motor cycle combination) provided that a duplicate lamp is fitted on the other side so that together they form a matched pair, in which case both lamps shall be treated as obligatory lamps.
	(c) vertical:	no requirement
3.	Angles of visibility:	no requirements
4.	Alignment:	to the front
5.	Markings –	
	(a) any vehicle not covered by sub-paragraph (b), (c) or (d):	an approval mark or a British Standard mark
	(b) a motor vehicle first used before 1st April 1986:	no requirement
	(c) a 3-wheeled motor vehicle, not being a motor cycle combination, first used on or after 1st April 1986 and having a maximum speed not exceeding 50 mph:	no requirement
	(d) a solo motor cycle and a motor cycle combination:	no requirement
6.	Size of illuminated area:	no requirement
7.	Colour:	all white or all yellow
8.	Wattage –	
	(a) a motor vehicle, other than a solo motor cycle or motor cycle combination, first used on or after 1st April 1986:	no requirement
	(b) a motor vehicle, other than a solo motor cycle or a motor cycle combination, first used before 1st April 1986:	30 watts minimum
	(c) a solo motor cycle and a motor cycle combination –	
	(i) having an engine not exceeding 250 cc:	15 watts minimum
	(ii) having an engine exceeding 250 cc:	30 watts minimum
9.	Intensity:	no requirement
10.	Electrical connections –	

- (a) every main-beam headlamp shall be so constructed that the light emitted therefrom –
 - (i) can be deflected at the will of the driver to become a dipped beam, or
 - (ii) can be extinguished by the operation of a device which at the same time either –
 - (A) causes the lamp to emit a dipped beam, or
 - (B) causes another lamp to emit a dipped beam;
 - (b) where a matched pair of main-beam headlamps is fitted they shall be capable of being switched on and off simultaneously and not otherwise.
11. Tell-tale –
- (a) any vehicle not covered by sub-paragraph (b): a circuit-closed tell-tale shall be fitted.
 - (b) a motor vehicle first used before 1st April 1986: no requirement
12. Other requirements –
- (a) every main-beam headlamp shall be so constructed that the direction of the beam of light emitted therefrom can be adjusted whilst the vehicle is stationary.
 - (b) except in the case of a bus first used before 1st October 1969, where 2 main-beam headlamps are required to be fitted they shall form a matched pair.
13. Definitions –
- In this Part –
- “approval mark” means –
- (a) a marking designated as an approval mark by Regulation 5 of the Approval Marks Regulations and shown at item 12 or 13 or 17 of Schedule 4 to those Regulations; or
 - (b) a marking designated as an approval mark by Regulation 4 of the Approval Marks Regulations and shown as item 1A or 1B or 1F or 5A or 5B or 5F or 8C or 8D or 8E or 8F or 8M or 8N or 20C or 20D or 20E or 20F or 20M or 20N or 31A or 31D of Schedule 2 of those Regulations; and
- “British Standard Mark” means the specification for sealed beam headlamps published by the British Standards Institution under the reference BS AU 40: Part 4a: 1966 as amended by Amendment ADM 2188 published in December 1976, namely “B.S.AU40”.

PART 2

(Article 21)

OPTIONAL MAIN-BEAM HEADLAMPS

Any number may be fitted and the only requirements prescribed by this Order in respect of any which are fitted are those specified in paragraphs 7, 10 and 12(a) of Part 1 and, in the case of a motor vehicle first used on or after 1st April 1991, paragraph 5 of Part 1.

SCHEDULE 6

(Article 21)

OPTIONAL FRONT FOG LAMPS

1. Number –
 - (a) any vehicle not covered by sub-paragraph (b): no requirement
 - (b) a motor vehicle, other than a motor cycle or motor cycle combination, first used on or after 1st April 1991: not more than 2
2. Position –
 - (a) longitudinal: no requirement
 - (b) lateral –
 - (i) where a pair of front fog lamps is used in conditions of seriously reduced visibility in place of the obligatory dipped beam headlamps –
 - maximum distance from side of vehicle: 400 mm
 - (ii) in all other cases: no requirement
 - (c) vertical –
 - (i) maximum height above the ground –
 - (A) any vehicle not covered by sub-clause (B): 1200 mm
 - (B) an agricultural vehicle, a road clearance vehicle, an aerodrome fire tender, an aerodrome runway sweeper, an industrial tractor, engineering plant and home forces' vehicle: no requirement
 - (ii) minimum height above the ground: no requirement
3. Angles of visibility: no requirement
4. Alignment: to the front and so aimed that the upper edge of the beam is, as near as practicable, 3% below the horizontal when the vehicle is at its kerbside weight and has a weight of 75 kg on the driver's seat.
5. Markings –

- | | | |
|-----|--|---------------------------|
| (a) | a vehicle first used on or after 1st April 1986: | no approval mark |
| (b) | a vehicle first used before 1st April 1986: | no requirement |
| 6. | Size of illuminated area: | no requirement |
| 7. | Colour: | white or yellow |
| 8. | Wattage: | no requirement |
| 9. | Intensity: | no requirement |
| 10. | Electrical connections: | no individual requirement |
| 11. | Tell-tale: | no requirement |
| 12. | Other requirements –
every front fog lamp shall be so constructed that the direction of the beam of light emitted therefrom can be adjusted whilst the vehicle is stationary. | |
| 13. | Definitions –
In this Schedule “approval mark” means either – | |
| (a) | a marking designated as an approval mark by Regulation 5 of the Approval Marks Regulations and shown at item 19 of Schedule 4 to those Regulations; or | |
| (b) | a marking designated as an approval mark by Regulation 4 of the Approval Marks Regulations and shown as item 19 or 19A of Schedule 2 of those Regulations. | |

SCHEDULE 7

(Articles 19 and 21)

DIRECTION INDICATORS

PART 1

(Article 19)

OBLIGATORY DIRECTION INDICATORS

1. Number (on each side of a vehicle) –
 - (a) a motor vehicle with 3 or more wheels, not being a motor cycle combination, first used on or after 1st April 1986: one front indicator (category 1, 1a or 1b), one rear indicator (category 2, 2a or 2b) and one side repeater indicator (category 5) or, in the case of a motor vehicle having a maximum speed not exceeding 25 mph, one front indicator (category 1, 1a or 1b) and one rear indicator (category 2, 2a or 2b).
 - (b) a trailer manufactured on or after 1st October 1985 drawn by a motor vehicle: one rear indicator (category 2, 2a or 2b) or, in the case of a trailer towed by a solo motor cycle or a motor cycle combination, one rear indicator (category 12).
 - (c) a solo motor cycle and a motor cycle combination, in each case first used on or after 1st April 1986: one front indicator (category 1, 1a, 1b or 11) and one rear indicator (category 2, 2a, 2b or 12).

- (d) a motor vehicle first used on or after 1st April 1936 and before 1st April 1986, a trailer manufactured on or after 1st April 1936 and before 1st October 1985, a pedal cycle with or without a sidecar or a trailer, a horse-drawn vehicle and a vehicle drawn or propelled by hand: any arrangement of indicators so as to satisfy the requirements for angles of visibility in paragraph 3.
- (e) a motor vehicle first used before 1st April 1936 and any trailer manufactured before that date: any arrangement of indicators so as to make the intention of the driver clear to other road users.
2. Position –
- (a) longitudinal –
- (i) a side repeater indicator which is required to be fitted in accordance with paragraph 1(a): within 200 mm of the front of the vehicle
- (ii) any other indicator: no requirement
- (b) lateral –
- (i) maximum distance from the side of the vehicle –
- (A) any vehicle not covered by sub-clause (B): 400 mm
- (B) a motor vehicle first used before 1st April 1986, a trailer manufactured before 1st October 1985, a solo motor cycle, a pedal cycle, a horse-drawn vehicle and a vehicle drawn or propelled by hand: no requirement
- (ii) minimum separation distance between indicators on opposite sides of a vehicle –
- (A) a motor vehicle (other than a solo motor cycle or a motor cycle combination or an invalid carriage having a maximum speed not exceeding 8 mph) first used on or after 1st April 1986, a trailer manufactured on or after 1st October 1985, a horse-drawn vehicle, a pedestrian-controlled vehicle and a vehicle drawn or propelled by hand: 500 mm or, if the overall width of the vehicle is less than 1400 mm, 400 mm
- (B) a solo motor cycle having an engine exceeding 50 cc and first used on or after 1st April 1986 –
- (1) front indicators: 300 mm
- (2) rear indicators: 240 mm
- (C) a solo motor cycle having an engine not exceeding 50 cc and first used on or after 1st April 1986 and a pedal cycle –
- (1) front indicators: 240 mm

- | | | |
|-------|---|---|
| | (2) rear indicators: | 180 mm |
| | (D) a motor cycle combination first used on or after 1st April 1986: | 400 mm |
| | (E) an invalid carriage having a maximum speed of 8 mph – | |
| | (1) front indicators: | 240 mm |
| | (2) rear indicators: | 300 mm |
| | (F) a motor vehicle first used before 1st April 1986 and a trailer manufactured before 1st October 1985: | no requirement |
| (iii) | minimum separation distance between a front indicator and any dipped-beam headlamp or front fog lamp – | |
| | (A) fitted to a motor vehicle, other than a sole motor cycle or a motor cycle combination, first used on or after 1st April 1995: | (a) in the case of a category 1 indicator 40 mm;
(b) in the case of a category 1a indicator, 20 mm;
(c) in the case of a category 1b indicator, no requirement. |
| | (B) fitted to a solo motor cycle combination in either case first used on or after 1st April 1986: | 100 mm |
| | (C) fitted to any other vehicle: | no requirement |
| (c) | vertical – | |
| | (i) maximum height above the ground – | |
| | (A) any vehicle not covered by sub-clause (B) or (C): | 1500 mm or, if the structure of the vehicle makes this impracticable, 2300 mm |
| | (B) a motor vehicle first used before 1st April 1986 and a trailer manufactured before 1st October 1985: | no requirement |
| | (C) a motor vehicle having a maximum speed not exceeding 25 mph: | no requirement |
| (ii) | minimum height above the ground: | 350 mm |
| 3. | Angles of visibility – | |
| | (a) a motor vehicle first used on or after 1st April 1986 and a trailer manufactured on or after 1st October 1985 – | |

- (i) horizontal (see diagrams in Part 3 of this Schedule)
-
- (A) a front or rear indicator fitted to a motor vehicle, other than a solo motor cycle or a motor cycle combination, having a maximum speed exceeding 25 mph and every rear indicator fitted to a trailer: 80° outwards and 45° inwards
- (B) a front or rear indicator to a solo motor cycle or a motor cycle combination: 80° outwards and 20° inwards
- (C) a front or rear indicator fitted to a motor vehicle, other than a solo motor cycle or a motor cycle combination, having a maximum speed not exceeding 25 mph: 80° outwards and 3° inwards
- (D) a side repeater indicator fitted to a motor vehicle or a trailer: between rearward angles of 5° outboard and 60° outboard or, in the case of a motor vehicle having a maximum speed not exceeding 25 mph where it is impracticable to comply with the 5° angle, this may be replaced by 10°.
- (ii) vertical –
- (A) except as provided by sub-clause (B) or (C): 15° above and below the horizontal
- (B) where the highest part of the illuminated area of the lamp is less than 1900 mm above the ground and the vehicle is a motor vehicle having a maximum speed not exceeding 25 mph: 15° above and 10° below the horizontal
- (C) where the highest part of the illuminated area of the lamp is less than 750 mm above the ground: 15° and 5° below the horizontal
- (b) a motor vehicle first used 1st April 1986, a trailer manufactured before 1st October 1985, a pedal cycle, a horse-drawn vehicle and a vehicle drawn or propelled by hand: such that at least one (but not necessarily the same) indicator on each side is plainly visible to the rear in the case of a trailer and both to the front and rear in the case of any other vehicle.

4. Alignment –
- (a) a front indicator: to the front
 - (b) a rear indicator: to the rear
 - (c) a side repeater indicator (category 5): as shown in the first sketch in Part 3
5. Markings –
- (a) a motor vehicle, other than a solo motor cycle or a motor cycle combination, first used on or after 1st April 1986 and a trailer, other than a trailer drawn by a solo motor cycle or a motor cycle combination manufactured on or after 1st October 1985:
 - an approval mark and, above such mark, the following numbers –
 - (a) in the case of a front indicator “1”, “1a” or “1b”,
 - (b) in the case of a rear indicator, “2”, “2a”, “2b”,
 - (c) in the case of a side repeater indicator, “5”.
 - (b) a solo motor cycle and a motor cycle combination in either case first used on or after 1st April 1986, a trailer, manufactured on or after 1st October 1985, drawn by such a solo motor cycle combination, a pedal cycle, a horse-drawn vehicle and a vehicle drawn or propelled by hand:
 - an approval mark and, above such mark, the following numbers –
 - (a) in the case of a front indicator “1”, “1a”, “1b”, or “11”,
 - (b) in the case of a rear indicator, “2”, “2a”, “2b”, or “12”,
 - (c) in the case of a side repeater indicator, “5”.
 - (c) a motor vehicle first used before 1st April 1986 and a trailer manufactured before 1st October 1985: no requirement
6. Size of illuminated area: no requirement
7. Colour:
- (a) any vehicle not covered by sub-paragraph (b): amber
 - (b) an indicator fitted to a motor vehicle first used before 1st September 1965 and any trailer drawn thereby –

-
- | | | |
|--|--|----------------|
| | (i) if it shows only the front: | white or amber |
| | (ii) if it shows only the rear: | red or amber |
| | (iii) if it shows both to the front and to the rear: | amber |
8. Wattage –
- | | | |
|-----|--|----------------|
| (a) | any front or rear indicator which emits a flashing light and does not bear an approval mark: | 15 to 36 watts |
| (b) | any other indicator: | no requirement |
9. Intensity –
- | | | |
|-----|--|--|
| (a) | an indicator bearing an approval mark: | no requirement |
| (b) | an indicator not bearing an approval mark: | such that the light is plainly visible from a reasonable distance. |
10. Electrical connections –
- | | | |
|-----|--|--|
| (a) | all indicators on one side of a vehicle together with all indicators on that side of any trailer drawn by the vehicle, while so drawn, shall be operated by one switch; | |
| (b) | all indicators on one side of a vehicle or combination of vehicles showing a flashing light shall flash in phase, except in the case of a solo motor cycle, a motor cycle combination and a pedal cycle, the front and rear direction indicators on one side of the vehicle may flash alternatively. | |
11. Tell-tale –
- | | | |
|-----|---|--|
| (a) | one or more indicators on each side of a vehicle which indicators are fitted shall be so designed and fitted that the driver when in the driver's seat can readily be aware when it is in operation; or | |
| (b) | the vehicle shall be equipped with an operational tell-tale for front and rear indicators (including any rear indicator on the rearmost of any trailers drawn by the vehicle). | |
12. Other requirements –
- | | | |
|-----|--|--|
| (a) | every indicator other than a semaphore arm shall – | |
| | (i) | when in operation show a light which flashes constantly at the rate of not less than 60 nor more than 120 flashes per minute, save that in the event of a failure, other than a short circuit of an indicator, any other indicator on the same side of the vehicle or combination of vehicles may continue to flash, but the rate may be less than 60 or more than 120 flashes per minute, and |
| | (ii) | when in operation perform efficiently regardless of the speed of the vehicle; |
| (b) | where 2 front or rear direction indicators are fitted to a motor vehicle first used on or after 1st April 1986, and 2 rear indicators are fitted to a trailer manufactured on or after 1st April 1985, in each case they shall be fitted so as to form a pair. | |

13. Definitions –

(a) In this Part –

“approval mark” means either –

- (i) a marking designated as an approval mark by Regulation 5 of the Approval Marks Regulations and shown at item 9 of Schedule 4 to those Regulations, or
- (ii) a marking designated as an approval mark by Regulation 4 of the Approval Marks Regulations and shown as item 6 or, in the case of a solo motor cycle or a motor cycle combination, a pedal cycle, a horse-drawn vehicle drawn or propelled by hand, at item 50 of Schedule 2 to those Regulations;

“semaphore arm” means an indicator in the form of an illuminated sign which when in operation temporarily alters the outline of the vehicle to the extent of at least 150 mm measured horizontally and is visible from both the front and the rear of the vehicle; and

- (b) a reference in this Part to a category in relation to an indicator means a category specified in the ECE Regulations as defined in the Approval Marks Regulations.

PART 2

(Article 21)

OPTIONAL DIRECTION INDICATORS

1. No vehicle shall be fitted with a total of more than one front indicator nor more than 2 rear indicators, on each side.
2. Any number of side indicators may be fitted to the side (excluding the front and rear) of a vehicle.
3. The only other requirements prescribed by this Order in respect of any which are fitted are those specified in paragraphs 5, 7, 8, 9, 10, 11, 12(a) and 12(b) of Part 1.

SCHEDULE 8

(Articles 19 and 21)

OBLIGATORY AND OPTIONAL HAZARD WARNING SIGNAL DEVICES

Every hazard warning signal device shall –

- (a) be operated by one switch;
- (b) cause all direction indicators with which a vehicle or a combination of vehicles is equipped to flash in phase;
- (c) be provided with a circuit-closed tell-tale in the form of a flashing light which may operate in conjunction with any direction indicator tell-tale; and
- (d) be able to function even if the device which controls the starting and stopping of the engine is in a position which makes it impossible to start the engine.

SCHEDULE 9

(Articles 19, 21 and 23)

SIDE MARKER LAMPS**PART 1**

(Articles 19 and 23)

OBLIGATORY SIDE MARKER LAMPS

1. Number –
 - (a) a vehicle not covered by sub-paragraph (b) which is –
 - (i) a motor vehicle first used on or after 1st April 1991 or a trailer manufactured on or after 1st October 1990: on each side: 2 and as many more as are sufficient to satisfy the requirements of paragraph 2(a)
 - (ii) a trailer manufactured before 1st October 1990: one on each side
 - (b) long vehicles and vehicle combinations to which Article 22 applies: the numbers required by Article 23
2. Position –
 - (a) longitudinal –
 - (i) a vehicle of a type mentioned in paragraph 1(a)(i) –
 - (A) maximum distance from the front of the vehicle, including any drawbar, in respect of the foremost side marker lamp on each side: 4 m
 - (B) maximum distance from the rear of the vehicle in respect of the rearmost side marker lamp on each side: 1 m
 - (C) maximum separation distance between the light-emitting surfaces of adjacent side marker lamps on the same side of the vehicle: 3 m or, if this is not practicable, 4 m
 - (ii) a vehicle of a type mentioned in paragraph 1(a)(ii): such that no part of the light-emitting surface is forward of, or more than 1530 mm to the rear of, the

		centre point of the overall length of the trailer
	(iii) long vehicles and vehicle combinations, including any loads, to which Article 23 applies:	as specified in Article 23
	(b) lateral:	no requirement
	(c) vertical –	
	(i) maximum height above the ground:	2300 mm
	(ii) minimum height above the ground:	no requirement
3.	Angles of visibility –	
	(a) horizontal:	45° to the left and to the right when viewed in a direction at right angles to the longitudinal axis of the vehicle
	(b) vertical:	no requirement
4.	Alignment:	to the side
5.	Markings:	no requirement
6.	Size of illuminated area:	amber
7.	Colour:	amber or, if within one metre of the rear of the vehicle it may be red or, if the vehicle is a trailer manufactured before 1st October 1990, it may be white when viewed from the front and red when viewed from the rear
8.	Wattage:	no requirement
9.	Intensity:	visible from a reasonable distance
10.	Electrical connections:	no individual requirement
11.	Tell-tale:	no requirement

PART 2

OPTIONAL SIDE MARKER LAMPS

Any number may be fitted and the only requirement prescribed by this Order in respect of any which are fitted is that specified in paragraph 7 of Part 1.

SCHEDULE 10¹²

(Articles 19 and 21)

REAR POSITION LAMPS**PART 1**

(Article 19)

OBLIGATORY REAR POSITION LAMPS

1. Number –
 - (a) any vehicle not covered by sub-paragraph (b), (c), (d), (e), (f), (g) or (h): 2
 - (b) a bus first used before 1st April 1995: one
 - (c) a solo motor cycle: one
 - (d) a pedal cycle with less than 4 wheels and without a sidecar: one
 - (e) a trailer drawn by a pedal cycle and a trailer, the overall width of which does not exceed 800 mm, drawn by a solo motor cycle or by a motor cycle combination: one
 - (f) an invalid carriage having a maximum speed not exceeding 4 mph: one
 - (g) a vehicle drawn or propelled by hand: one
 - (h) a motor vehicle having 3 or more wheels and a maximum speed not exceeding 25 mph and a trailer drawn by any such vehicle if, in either case, the structure of the vehicle makes it impracticable to meet all of the relevant requirements of paragraph 2 and 3 below with 2 lamps: 4
2. Position –
 - (a) longitudinal: at or near the rear
 - (b) lateral –
 - (i) where 2 lamps are required to be fitted –
 - (A) maximum distance from the side of the vehicle –
 - (1) any vehicle not covered by sub-paragraph (2): 400 mm

- (2) a motor vehicle first used before 1st April 1986 and any other vehicle manufactured before 1st October 1985: 800 mm
- (B) minimum separation distance between a pair of rear position lamps –
- (1) any vehicle not covered by sub-paragraph (2): if the over-all width of the vehicle is less than 1400 mm, 400 mm; if less than 800 mm, 300 mm; otherwise 500 mm
- (2) a motor vehicle first used before 1st April 1986 and any other vehicle manufactured before 1st October 1985: no requirement
- (ii) where one lamp is required to be fitted: on the centre-line or off side of the vehicle
- (iii) where 4 lamps are required to be fitted –
- (A) maximum distance from the side of the vehicle –
- (1) one pair of lamps: such that they satisfy the relevant requirements in paragraph 2(b)(i)(A)
- (2) the other pair of lamps: no requirement
- (B) minimum separation distance between rear position lamps –
- (1) one pair of lamps: such that they satisfy the relevant requirements in paragraph 2(b)(i)(B)
- (2) the other pair of lamps: no requirement
- (c) vertical –
- (i) maximum height above the ground where one or 2 rear position lamps are required to be fitted –
- (A) any vehicle not covered by sub-clause (B) or (C): 1500 mm or, if the structure of the vehicle makes this impracticable, 2100 mm
- (B) a bus first used before 1st April 1986: no requirement
- (C) a motor vehicle first used before 1st April 1986 not being a bus, a trailer 2100 mm

manufactured before 1st October 1985, an agricultural vehicle, a horse-drawn vehicle, an industrial tractor and engineering plant:

- (ii) maximum height above the ground where 4 rear position lamps are required to be fitted –
 - (A) one pair of lamps: such that they satisfy the relevant requirements in paragraph 2(c)(i)
 - (B) the other pair of lamps: no requirement
- (iii) minimum height above the ground –
 - (A) a vehicle not covered by sub-clause (B): 350 mm
 - (B) a motor vehicle first used before 1st April 1986 and any other vehicle manufactured before 1st October 1985: no requirement

3. Angles of visibility –

- (a) a motor vehicle, other than a motor cycle combination, first used on or after 1st April 1986 and a trailer manufactured on or after 1st October 1985 –
 - (i) horizontal –
 - (A) where 2 lamps are required to be fitted: 45° inwards and 80° outwards
 - (B) where one lamp is required to be fitted: 80° to the left and to the right
 - (C) where 4 lamps are required to be fitted –
 - (1) the outer pair of lamps: 0° inwards and 80° outwards
 - (2) the inner pair of lamps: 45° inwards and 80° outwards
 - (ii) vertical –
 - (A) where one or 2 rear position lamps are required to be fitted –
 - (1) any vehicle not covered by sub-paragraph (2) or (3): 15° above and below the horizontal
 - (2) where the highest part of the illuminated area of the lamp is less than 1500 mm above the ground: 15° above and 10° below the horizontal
 - (3) where the highest part of the illuminated area of the lamp is less than 750 mm above the ground: 15° above and 5° below the horizontal
 - (B) where 4 rear position lamps are required to be fitted –

	(1) one pair of lamps:	such that they satisfy the relevant requirements in paragraph 3(a)(ii)(A)
	(2) the other pair of lamps:	visible to the rear
	(b) a motor vehicle, other than a motor cycle combination, first used before 1st April 1986 and any other vehicle manufactured before 1st October 1985:	visible to the rear
	(c) a vehicle drawn or propelled by hand, a pedal cycle, a horse-drawn vehicle and a motor cycle combination:	visible to the rear
4.	Alignment:	to the rear
5.	Markings –	
	(a) a motor vehicle or a trailer not covered by subparagraph (b), (c) or (d):	an approval mark
	(b) a motor vehicle first used before 1st January 1974 and a trailer, other than a trailer drawn by a pedal cycle, manufactured before that date:	no requirement
	(c) a solo motor cycle and a motor cycle combination, in each case first used before 1st April 1986, and a trailer manufactured before 1st October 1985 and drawn by a solo motor cycle or a motor cycle combination:	no requirement
	(d) a pedal cycle, a trailer drawn by a pedal cycle, an invalid carriage having a maximum speed not exceeding 4 mph, a horse-drawn vehicle and vehicle drawn or propelled by hand in each case manufactured before 1st October 1995:	an approval mark or a British Standard Mark
	(e) a pedal cycle, a trailer drawn by a pedal cycle, an invalid carriage having a maximum speed not exceeding 4 mph, a horse-drawn vehicle and a vehicle drawn or propelled by hand in each case manufactured on or after 1st October 1995:	an approval mark or the British Standard mark which is specified in subparagraph (c) of the definition of “British Standard mark”
6.	Size of illuminated area:	no requirement
7.	Colour:	red
8.	Wattage:	no requirement
9.	Intensity –	
	(a) a rear position lamp bearing any of the markings mentioned in paragraph 4:	no requirement
	(b) any other rear position lamp:	visible from a reasonable distance
10.	Electrical connections:	no individual requirement

11. Tell-tale: no requirement
12. Other requirements –
- (a) except in the case of a motor vehicle first used before 1st April 1986, any other vehicle manufactured before 1st October 1985 and a motor cycle combination, where 2 rear position lamps are required to be fitted they shall form a matched pair and where 4 rear position lamps are required to be fitted they shall form 2 matched pairs;
 - (b) in the case of a rear position lamp capable of emitting a flashing light fitted to –
 - (i) a pedal cycle, or
 - (ii) a trailer drawn by, or a sidecar attached to, a pedal cycle,the light shown by the lamp when flashing must be displayed not less than 60 nor more than 240 equal times per minute and the intervals between each display of lights must be constant.
13. Definitions –
- In this Part –
- “approval mark” means –
- (a) in relation to a solo motor cycle, a motor cycle combination and a trailer drawn by a solo motor cycle or a motor cycle combination, a marking designated as an approval mark by Regulation 4 of the Approval Marks Regulations and shown at item 50A of Schedule 2 to those Regulations; and
 - (b) in relation to any other motor vehicle or any other trailer, either –
 - (i) a marking designated as an approval mark by Regulation 5 of the Approval Marks Regulations and shown at item 6 or, if combined with a stop lamp, at item 8 of Schedule 4 to those Regulations, or
 - (ii) a marking designated as an approval mark by Regulation 4 of the Approval Marks Regulations and shown as item 7A or, if combined with a stop lamp, at item 7C of Schedule 2 to those Regulations; and
- “British Standard mark” means –
- (a) the mark indicated in the specification for cycle rear lamps published by the British Standards Institution under the reference 3648:1963 as amended by Amendment PD 6137 published in May 1967 and by AMD 4653 published in July 1985;
 - (b) the mark indicated in the specification for photometric and physical requirements for lighting equipment published by the British Standards Institution under the reference BS 6102:Part 3: 1986, as amended by AMD 5821 Published on 29/4/1988, namely “BS 6102/3”; or
 - (c) the mark indicated in the specification for photometric and physical requirements for lighting equipment published by the British Standards Institution under the reference BS 6102: Part 3: 1986 as amended by AMD 5821 published on the 29th April 1988, namely “6102/3”.

PART 2

(Article 21)

OPTIONAL REAR POSITION LAMPS

Any number may be fitted and the only requirement prescribed by this Order in respect of any which are fitted is that specified in paragraph 7 of Part 1.

SCHEDULE 11

(Articles 19 and 21)

REAR FOG LAMPS**PART 1**

(Article 19)

OBLIGATORY REAR FOG LAMPS

- | | | |
|----|--|---|
| 1. | Number: | one |
| 2. | Position – | |
| | (a) longitudinal: | at or near the rear of the vehicle |
| | (b) lateral – | |
| | (i) where one rear fog lamp is fitted: | on the centre-line or off side of the vehicle
(disregarding any sidecar forming part of a motor cycle combination) |
| | (ii) where 2 lamps are fitted: | no requirement |
| | (c) vertical – | |
| | (i) maximum height above the ground – | |
| | (A) any vehicle not covered by sub-clause (B): | 1000 mm |
| | (B) an agricultural vehicle, engineering plant and a motor tractor: | 2100 mm |
| | (ii) minimum height above the ground: | 250 mm |
| | (d) minimum separation distance between a rear fog lamp and a stop lamp – | |
| | (i) in the case of a rear fog lamp which does not share a common lamp body with a stop lamp: | a distance of 100 mm between the light-emitting surfaces of the lamps when viewed in a direction parallel to the longitudinal axis of the vehicle |

- (ii) in the case of a rear fog lamp which shares a 100 mm common lamp body with a stop lamp:
3. Angles of visibility –
- (a) horizontal: 25° inwards and outwards.
However, where 2 rear fog lamps are fitted it shall suffice if throughout the sector so defined at least one lamp (but not necessarily the same lamp) is visible
- (b) vertical: 5° above and below the horizontal
4. Alignment: to the rear
5. Markings: an approval mark
6. Size of illuminated area: no requirement
7. Colour: red
8. Wattage: no requirement
9. Intensity: no requirement
10. Electrical connections: no rear fog lamp shall be fitted to any vehicle so that it can be illuminated by the application of any braking system on the vehicle
11. Tell-tale: a circuit-closed tell-tale shall be fitted
12. Other requirements –
where 2 rear fog lamps are fitted to a motor vehicle first used on or after 1st April 1986 or to a trailer manufactured on or after 1st October 1985 they shall form a matched pair.
13. Definitions –
In this Part “approval mark” means either –
- (a) a marking designated as an approval mark by Regulation 5 of the Approval Marks Regulations and shown at item 20 of Schedule 4 to those Regulations; or
- (b) a marking designated as an approval mark by Regulation 4 of the Approval Marks Regulations and shown at item 38 of Schedule 2 to those Regulations.

PART 2

(Article 21)

OPTIONAL REAR FOG LAMPS

1. In the case of a motor vehicle first used before 1st April 1980 and any other vehicle manufactured before 1st October 1979, any number may be fitted and the only requirements prescribed by this Order in respect of any which are fitted are those specified in paragraphs 2(d), 7 and 10 of Part 1.
2. In the case of a motor vehicle first used on or after 1st April 1980 and any other vehicle manufactured on or after 1st October 1979, not more than 2 may be fitted and the requirements prescribed by this Order in respect of any which are fitted are all those specified in this Schedule.

SCHEDULE 12

(Articles 19 and 21)

STOP LAMPS

PART 1

(Article 19)

OBLIGATORY STOP LAMPS

- | | | | |
|----|--|--|----------------|
| 1. | Number – | | |
| | (a) any vehicle not covered by sub-paragraph (b) or (c): | | 2 |
| | (b) a solo motor cycle, a motor cycle combination, an invalid carriage and a trailer drawn by a solo motor cycle or a motor cycle combination: | | one |
| | (c) any other motor vehicle first used before 1st January 1971 and any other trailer manufactured before that date: | | one |
| 2. | Position – | | |
| | (a) longitudinal: | | no requirement |
| | (b) lateral – | | |
| | (i) maximum distance from the side of the vehicle – | | |
| | (A) where 2 stop lamps are fitted: | one on each side of the longitudinal axis of the vehicle | |
| | (B) where only one stop lamp is fitted: | on the centre-line or off side of the vehicle (disregarding any sidecar forming part of a motor cycle combination) | |
| | (ii) minimum separation distance between 2 obligatory stop lights: | 400 mm | |
| | (c) vertical – | | |
| | (i) maximum height above the ground – | | |

(A) any vehicle not covered by sub-clause (B):	1500 mm or, if the structure of the vehicle makes this impracticable, 2100 mm
(B) a motor vehicle first used before 1st January 1971, a trailer manufactured before that date and a motor vehicle having a maximum speed not exceeding 25 mph:	no requirement
(ii) minimum height above the ground –	
(A) any vehicle not covered by sub-clause (B):	350 mm
(B) a motor vehicle first used before 1st January 1971 and a trailer manufactured before that date:	no requirement
3. Angles of visibility –	
(a) a motor vehicle first used on or after 1st January 1971 and a trailer manufactured on or after that date –	
(i) horizontal:	45° to the left and to the right
(ii) vertical –	
(A) except in a case specified in sub-clause (B) or (C):	15° above and below the horizontal
(B) where the highest part of the illuminated area of the lamps is less than 1500 mm above the ground:	15° above and 10° below the horizontal
(C) where the highest part of the illuminated area of the lamp is less than 750 mm above the ground:	15° above and 5° below the horizontal
(b) a motor vehicle first used before 1st January 1971 and a trailer manufactured before that date:	visible to the rear
4. Alignment:	to the rear
5. Markings –	
(a) any vehicle not covered by sub-paragraph (b) or (c):	an approval mark
(b) a motor vehicle first used before 1st February 1974 and a trailer manufactured before that date:	no requirement
(c) a solo motor cycle and a motor cycle combination, in each case first used before 1st April 1986, and a trailer manufactured before 1st October 1985 drawn by a solo cycle or a motor cycle combination:	no requirement
6. Size of illuminated area:	no requirement
7. Colour:	red

8. Wattage –
- (a) a stop lamp fitted to a motor vehicle first used before 1st January 1971 or a trailer manufactured before that date and a stop lamp bearing an approval mark: no requirement
 - (b) any other stop lamp: 15 to 36 watts
9. Intensity: no requirement
10. Electrical connections –
- (a) every stop lamp fitted to –
 - (i) a solo motor cycle or a motor cycle combination first used on or after 1st April 1986 shall be operated by the application of every service brake control provided for the use of the rider,
 - (ii) any other motor vehicle shall be operated by the application of the service braking system;
 - (b) every stop lamp fitted to a trailer drawn by a motor vehicle shall be operated by the application of the service braking system of that motor vehicle.
11. Tell-tale: no requirement
12. Other requirements –
- Where 2 stop lamps are required to be fitted, they shall form a pair.
13. Definitions –
- In this Part “approval mark” means –
- (a) in relation to a solo motor cycle, a motor cycle combination or a trailer drawn by a solo motor cycle or a motor cycle combination, a marking designated as an approval mark by Regulation 4 of the Approval Marks Regulations and shown at item 50A of Schedule 2 to those Regulations; and
 - (b) in relation to any other vehicle, either –
 - (i) a marking designated as an approval mark by Regulation 5 of the Approval Marks Regulations and shown at item 7 or, if combined with a rear position lamp, at item 8 of Schedule 4 to those Regulations, or
 - (ii) a marking designated as an approval mark by Regulation 4 of the Approval Marks Regulations and shown at item 7B or, if combined with a rear position lamp, at item 7C of Schedule 2 to those Regulations.

PART 2

(Article 21)

OPTIONAL STOP LAMPS

1. Any number may be fitted, and the requirements prescribed by this Order in respect of any which are fitted are set out in paragraphs 2 to 6.
2. An optional stop light fitted to a motor vehicle (not being a motor cycle) must comply –
 - (a) with the requirements specified in paragraphs 4, 7, 8 and 10 of Part 1 so far as those requirements are applicable;
 - (b) if the vehicle falls within paragraph 5(a) of that Part, with the requirements of that paragraph or with the requirements of paragraph 5 of this Part; and
 - (c) if the vehicle is first used on or after 1st April 1991 and the stop lamp –
 - (i) is fitted either centrally or otherwise in such a manner as to project light through the rear window, and
 - (ii) does not comply with the requirements of paragraph 5 of this Part, with the requirements of paragraph 6 below.
3. An optional stop lamp fitted to a motor cycle must comply with the requirements specified in paragraphs 4, 5, 7, 8 and 10 of Part 1 so far as those requirements are applicable.
4. An optional stop lamp fitted to a pedal cycle must comply with the requirements of paragraphs 4 and 7 of Part 1.
5. The requirements of this paragraph are that –
 - (a) the centre of the lamp must not be more than 150 mm from the vertical plane passing through the longitudinal axis of the vehicle; and
 - (b) the lamp must bear a marking designated as an approval mark by Regulation 4 of the Approval Marks Regulations.
6. The requirements of this paragraph are that the intensity of the light emitted to the rear of the vehicle must be not less than 20 candelas and not more than 80 candelas when measured from directly behind the centre of the lamp in a direction parallel to the longitudinal axis of the vehicle.

SCHEDULE 13

(Articles 19 and 21)

END-OUTLINE MARKER LAMPS**PART 1**

(Article 19)

OBLIGATORY END-OUTLINE MARKER LAMPS

- | | | |
|----|---|---|
| 1. | Number: | 2 visible from the front and 2 visible from the rear |
| 2. | Position – | |
| | (a) longitudinal: | no requirement |
| | (b) lateral – | |
| | (i) maximum distance from the side of the vehicle | 400 mm |
| | (ii) minimum separation distance between a pair of end-outline markers lamps: | no requirement |
| | (c) vertical – | |
| | (i) at the front of a motor vehicle: | the horizontal plane tangential to the upper edge of the illuminated area of the lamp shall not be lower than the horizontal plane tangential to the upper edge of the transparent zone of the windscreen |
| | (ii) at the front of a trailer and at the rear of any vehicle: | at the maximum height compatible with – |
| | | (a) the requirements relating to the lateral position and to being a pair, and |

		(b) the use for which the vehicle is constructed
3.	Angles of visibility	
	(a) horizontal:	0° inwards and 80° outwards
	(b) vertical:	5° above and 20° below the horizontal
4.	Alignment:	such that white light is shown towards the front and red light is shown towards the rear
5.	Markings:	an approval mark
6.	Size of illuminated area:	no requirement
7.	Colour:	white towards the front and red towards the rear
8.	Wattage:	no requirement
9.	Intensity:	no requirement
10.	Electrical connections:	no individual requirement
11.	Tell-tale:	no requirement
12.	Other requirements –	
	The 2 lamps which emit white light towards the front, and the 2 lamps which emit red light towards the rear, shall in each case form a matched pair.	
	The white front lamp and rear red lamp on one side of a vehicle may be combined into a single lamp with a single light source.	
13.	Definitions –	
	In this Schedule “approval mark” means the approval mark for a front or rear position lamp, as the case may be.	

PART 2

(Article 21)

OPTIONAL END-LINE MARKER LAMPS

Any number may be fitted, and the only requirements prescribed by this Order in respect of any which are fitted is that specified in paragraph 7 of Part 1.

SCHEDULE 14

(Article 21)

OPTIONAL REVERSING LAMPS

- | | | |
|-----|--|---|
| 1. | Number: | not more than 2 |
| 2. | Position: | no requirement |
| 3. | Angles of visibility: | no requirement |
| 4. | Alignment: | to the rear |
| 5. | Markings – | |
| | (a) a motor vehicle first used on or after 1st April 1986 and a trailer manufactured on or after 1st October 1985: | an approval mark |
| | (b) a motor vehicle first used before 1st April 1986 and a trailer manufactured before 1st October 1985: | no requirement |
| 6. | Size of illuminated area: | no requirement |
| 7. | Colour: | white |
| 8. | Wattage – | |
| | (a) a reversing lamp bearing an approval mark: | no requirement |
| | (b) a reversing lamp not bearing an approval mark: | the total wattage of any one reversing lamp shall not exceed 24 watts |
| 9. | Intensity: | no requirement |
| 10. | Electrical connections: | no requirement |
| 11. | Tell-tale – | |
| | (a) a motor vehicle first used on or after 1st July 1954, provided that the electrical connections are such that the reversing lamp or lamps cannot be illuminated other than automatically by the selection of the reverse gear of the vehicle: | no requirement |
| | (b) any other motor vehicle first used on or after 1st July 1954: | a circuit-closed tell-tale shall be fitted |
| | (c) a motor vehicle first used before 1st July 1954: | no requirement |
| | (d) any vehicle which is not a motor vehicle: | no requirement |
| 12. | Definitions – | |
| | In this Schedule “approval mark” means either – | |
| | (a) a marking designated as an approval mark by Regulation 5 of the Approval Marks Regulations and shown at item 21 of Schedule 4 to those Regulations; or | |

- (b) a marking designated as an approval mark by Regulation 4 of the Approval Marks Regulations and shown at item 23A of Schedule 2 to those Regulations.

SCHEDULE 15

(Article 19)

OBLIGATORY REAR REGISTRATION PLATE LAMPS

- | | | |
|-----|--|------------------------------------|
| 1. | Number: | } such that the
} lamp or lamps |
| 2. | Position: | } are capable of
} adequately |
| 3. | Angles of visibility: | } illuminating
} the rear |
| 4. | Alignment: | } registration
} plate |
| 5. | Markings – | |
| | (a) a motor vehicle first used on or after 1st April 1986 and a trailer manufactured on or after 1st October 1985: | an approval mark |
| | (b) a motor vehicle first used before 1st April 1986 and a trailer manufactured before 1st October 1985: | no requirement |
| 6. | Size of illuminated area: | no requirement |
| 7. | Colour: | white |
| 8. | Wattage: | no requirement |
| 9. | Intensity: | no requirement |
| 10. | Electrical connections: | no individual
requirement |
| 11. | Tell-tale: | no requirement |
| 12. | Definitions – | |

In this Schedule “approval mark” means –

- (a) in relation to a solo motor cycle, a motor cycle combination and a trailer drawn by a solo motor cycle or a motor cycle combination, a marking designated as an approval mark by Regulation 4 of the Approval Marks Regulations and shown at item 50A of Schedule 2 to those Regulations; and
- (b) in relation to any other motor vehicle and any other trailer, either –
- (i) a marking designated as an approval mark by Regulation 5 of the Approval Marks Regulations and shown at item 10 of Schedule 4 to those Regulations, or
- (ii) a marking designated as an approval mark by Regulation 4 of the Approval Marks Regulations and shown at item 4 of Schedule 2 to those Regulations.

SCHEDULE 16¹³

(Articles 19 and 21)

OBLIGATORY AND OPTIONAL WARNING BEACONS

1. Number: sufficient to satisfy the requirements of paragraph 3
2. Position –
Every warning beacon shall be so mounted on the vehicle that the centre of the lamp is at a height not less than 1200 mm above the ground.
3. Angles of visibility –
The light shown from at least one beacon (but not necessarily the same beacon) shall be visible from any point at a reasonable distance from the vehicle or any trailer being drawn by it.
4. Markings: no requirement
5. Size of illuminated area: no requirement
6. Colour: blue, amber, green or yellow in accordance with Article 11
7. Wattage: no requirement
8. Intensity: no requirement
9. Electrical connections: no requirement
10. Tell-tale: no requirement
11. Other requirements –
The light shown by any one warning beacon shall be displayed not less than 60 nor more than 240 equal times per minute and the intervals between each display of light shall be constant.

SCHEDULE 17¹⁴

(Articles 19 and 21)

SIDE RETRO REFLECTORS**PART 1**

(Article 19)

OBLIGATORY SIDE RETRO REFLECTORS

1. Number –
 - (a) a motor vehicle first used on or after 1st April 1986 and a trailer manufactured on or after 1st October 1985: one each side: 2 and as many more as are sufficient to satisfy the requirements of paragraph 2(a)
 - (b) a motor vehicle first used before 1st April 1986 and a trailer manufactured before 1st October 1985: on each side: 2
2. Position –
 - (a) longitudinal –
 - (i) a motor vehicle first used on or after 1st April 1986 and a trailer manufactured on or after 1st October 1985 –
 - (A) maximum distance from the front of the vehicle, including any drawbar, in respect of the foremost reflector on each side: 4 m
 - (B) maximum distance from the rear of the vehicle in respect of the rearmost reflector on each side: 1 m
 - (C) maximum separation distance between the reflecting areas of adjacent on the same side of the vehicle: 3 m or, if this is not practicable, 4 m
 - (ii) a motor vehicle first used before 1st April 1986 and a trailer manufactured before 1st October 1985 –
 - (A) maximum distance from the rear of the vehicle in respect of the rearmost reflector on each side: 1 m
 - (B) the other reflector on each side of the vehicle: towards the centre of the vehicle

- | | | |
|-----|--|---|
| (b) | lateral: | no requirement |
| (c) | vertical – | |
| | (i) maximum height above the ground: | 1500 mm |
| | (ii) minimum height above the ground: | 350 mm |
| 3. | Angles of visibility – | |
| | (a) a motor vehicle first used on or after 1st April 1986 and a trailer manufactured on or after 1st October 1985 – | |
| | (i) horizontal: | 45° to the left and to the right when viewed in a direction at right angles to the longitudinal axis of the vehicle |
| | (ii) vertical – | |
| | (A) except in a case specified in sub-clause (B): | 15° above and below the horizontal |
| | (B) where the highest part of the reflecting area is less than 750 mm above the ground: | 15° above and 5° below the horizontal |
| | (b) a motor vehicle first used before 1st April 1986 and a trailer manufactured before 1st October 1985: | plainly visible to the side |
| 4. | Alignment: | to the side |
| 5. | Markings: | an approval mark |
| 6. | Size of reflecting area: | no requirement |
| 7. | Colour: | |
| | (a) any vehicle not covered by sub-paragraph (b): | amber or if within one metre of the rear of the vehicle it may be red |
| | (b) a solo motor cycle, a motor cycle combination, a pedal cycle with or without a sidecar or an invalid carriage: | no requirement |
| 8. | Requirements: | no side retro reflector shall be triangular |
| 9. | Definitions – | |
| | (a) In this Part “approval mark” means either – | |
| | (i) a marking designated as an approval mark by Regulation 4 of the Approval Marks Regulations and shown at item 3 or 3B of Schedule 2 to those Regulations and which includes the marking 1 or 1A, or | |
| | (ii) a marking designated as an approval mark by Regulation 5 of the Approval Marks Regulations and shown at item 4 of Schedule 4 to those Regulations and which includes the marking I; and | |

- (b) In this Schedule references to “maximum distance from the front of the vehicle” and “maximum distance from the rear of the vehicle” are references to the maximum distance from that end of the vehicle (as determined by reference to the overall length of the vehicle exclusive to any special equipment) beyond which no part of the reflecting area of the side retro reflector extends.

PART 2

(Article 21)

OPTIONAL SIDE RETRO REFLECTORS

Any number may be fitted, and the only requirements prescribed by this Order in respect of any which are fitted are those specified in paragraphs 7 and 8 of Part 1.

SCHEDULE 18

(Articles 19 and 21)

REAR RETRO REFLECTORS**PART 1**

(Article 19)

OBLIGATORY REAR RETRO REFLECTORS

1. Number –
 - (a) any vehicle not covered by sub-paragraph 2 (b) or (c): 2
 - (b) a solo motor cycle, a pedal cycle with less than 4 wheels and with or without a sidecar, a trailer drawn by a pedal cycle, a trailer the overall width of which does not exceed 800 mm drawn by a solo motor cycle or a motor cycle combination, an invalid carriage having a maximum speed not exceeding 4 mph and a vehicle drawn or propelled by hand: one
 - (c) a motor vehicle having 3 or more wheels and a maximum speed not exceeding 25 mph and a trailer drawn by any such vehicle, if in either case, the structure of the vehicle makes it impracticable to meet all the requirements of paragraph 2 and 3 with 2 reflectors: 4
2. Position –
 - (a) longitudinal: at or near the rear
 - (b) lateral –
 - (i) where 2 rear reflectors are required to be fitted –
 - (A) maximum distance from the side of the vehicle –
 - (1) any vehicle not covered by sub-paragraph (2), (3) or (4): 400 mm
 - (2) a bus first used before 1st October 1954 and a horse-drawn vehicle manufactured before 1st October 1985: no requirement
 - (3) a vehicle constructed or adapted for the carriage of round timber: 765 mm

- | | | |
|-------|--|---|
| (4) | any other vehicle first used before 1st April 1986 and any other vehicle manufactured before 1st October 1985: | 610 mm |
| (B) | minimum separation distance between a pair of rear reflectors – | |
| (1) | any vehicle not covered by subparagraph (2): | if the overall width of the vehicle is less than 1300 mm, 400 mm, if less than 800 mm, 300 mm, otherwise 600 mm |
| (2) | a motor vehicle first used before 1st April 1986 and any other vehicle manufactured before 1st October 1985: | no requirement |
| (ii) | where one reflector is required to be fitted: | on the centre-line or off side of the vehicle |
| (iii) | where 4 rear reflectors are required to be fitted – | |
| (A) | maximum distance from the side of the vehicle – | |
| (1) | one pair of reflectors: | such that they satisfy the relevant requirements in paragraph 2(b)(i)(A) |
| (2) | the other pair of reflectors: | no requirement |
| (B) | minimum separation distance between rear reflectors – | |
| (1) | one pair of reflectors: | such that they satisfy the relevant requirements in paragraph 2(b)(i)(B) |
| (2) | the other pair of reflectors: | no requirement |
| (c) | vertical – | |
| (i) | maximum height above the ground where one or 2 reflectors are required to be fitted – | |
| (A) | any vehicle not covered by sub-clause (B): | 900 mm or, if the structure of the vehicle makes this impracticable, 1200 mm |

- | | |
|---|---|
| (B) a motor vehicle first used before 1st April 1986 and any other vehicle manufactured before 1st October 1985: | 1525 mm |
| (ii) maximum height above the ground where 4 rear reflectors are required to be fitted – | |
| (A) one pair of reflectors: | such that they satisfy the relevant requirements in paragraph 2(c)(i) |
| (B) the other pair of reflectors: | 2100 mm |
| (ii) minimum height above the ground – | |
| (A) any vehicle not covered by sub-clause (B): | 350 mm |
| (B) a motor vehicle first used before 1st April 1986 and any other vehicle manufactured before 1st October 1985: | no requirement |
| 3. Angles of visibility – | |
| (a) a motor vehicle (not being a motor cycle combination) first used on or after 1st April 1986 and a trailer manufactured on or after 1st October 1985 – | |
| (i) where one of 2 rear reflectors are required to be fitted – | |
| (A) horizontal – | |
| (1) where 2 reflectors are required to be fitted: | 30° inwards and outwards |
| (2) where one reflector is required to be fitted: | 30° to the left and to the right |
| (B) vertical – | |
| (1) except in a case specified in subparagraph (2): | 15° above and below the horizontal |
| (2) where the highest part of the reflecting area is less than 750 mm above the ground: | 15° above and 5° below the horizontal |
| (ii) where 4 rear reflectors are required to be fitted – | |
| (A) one pair of reflectors: | such that they satisfy the relevant requirements in paragraph 3(a)(i) |
| (B) the other pair of reflectors: | plainly visible to the rear |
| (b) a motor vehicle (not being a motor cycle combination) first used before 1st April 1986 and a trailer manufactured before 1st October 1985: | |
| plainly visible to the rear | |

- (c) a motor cycle combination, a pedal cycle, a sidecar attached to a pedal cycle, a horse-drawn vehicle and a vehicle drawn or propelled by hand: plainly visible to the rear
4. Alignment: to the rear
5. Markings –
- (a) a motor vehicle first used –
- (i) on or after 1st April 1991: an approval mark incorporating “I” or “IA”
- (ii) on or after 1st July 1970 and before 1st April 1991: (A) an approval mark incorporating “I” or “IA”, or
(B) a British Standard mark which is specified in paragraph (a) of the definition “British Standard mark” in paragraph 9 followed by “LI” or LIA”, or
(C) in the case of a vehicle manufactured in Italy, an Italian approved marking
- (iii) before 1st July 1970: no requirement
- (b) a trailer (other than a broken-down motor vehicle) manufactured –
- (i) on or after 1st October 1989: an approval mark incorporating “III” or “IIIA”
- (ii) on or after 1st July 1970 and before 1st October 1989: (A) an approval mark incorporating “III” or “IIIA”, or
(B) a British Standard mark which is specified in paragraph (a) of the definition “British Standard mark” in paragraph 9 followed by “LIII” or “LIIIA”, or
(C) in the case of a trailer

		manufactured in Italy, an Italian approved marking
	(iii) before 1st July 1970:	no requirement
(c)	a pedal cycle, an invalid carriage having a maximum speed not exceeding 4 mph, a horse-drawn vehicle and a vehicle drawn or propelled by hand, in each case manufactured –	
	(i) on or after 1st October 1989:	(A) an approval mark incorporating “I” or “IA”, or (B) a British Standard mark which is specified in paragraph (b) of the definition “British Standard mark” in paragraph 9
	(ii) on or after 1st July 1970 and before 1st October 1989:	(A) any of the markings mentioned in sub-paragraph (c)(i), or (B) a British Standard mark which is specified in paragraph (a) of the definition “British Standard mark” in paragraph 9 followed by “LI” or “LIA”, or
	(iii) before 1st July 1970:	no requirement
6.	Size of reflecting area:	no requirement
7.	Colour:	red
8.	Other requirements –	
	(a) Except in the case of a motor vehicle first used before 1st April 1986, any other vehicle manufactured before 1st October 1985 and a motor cycle combination, where –	
	(i) 2 rear reflectors are required to be fitted they shall form a pair; and	
	(ii) 4 rear reflectors are required to be fitted they shall form 2 pairs; and	
	(b) No vehicle, other than a trailer or broken-down motor vehicle being towed, may be fitted with triangular-shaped rear reflectors.	
9.	Definitions –	
	In this Part –	

“approval mark” means –

- (a) a marking designated as an approval mark by Regulation 4 of the Approval Marks Regulations and shown at item 3 or 3A or 3B of Schedule 2 to those Regulations; or
- (b) a marking designated as an approval mark by Regulation 5 of the Approval Marks Regulations and shown at item 4 Schedule 4 to those Regulations;

“British Standard mark” means –

- (a) the mark indicated in the specification for retro reflectors for vehicles, including cycles, published by the British Standards Institution under the reference B.S.AU 40: Part 2: 1965, namely “AU 40”; or
- (b) the mark indicated in the specification for photometric and physical requirements of reflective devices published by the British Standards Institution under the references BS 6102:Part 2: 1982, namely “BS 6102/2”;

“Italian approved marking” means a mark approved by the Italian Ministry of Transport, namely, one including 2 separate groups of symbols consisting of “IGM” or “DGM” and “C.1.” or “C.2.”; and

“triangular-shaped rear reflectors” means one of the following types of reflex reflectors, a pair of which must be fitted to every trailer (other than a broken down motor vehicle) manufactured on or after 1st July 1970.

PART 2

(Article 21)

OPTIONAL REAR RETRO REFLECTORS

Any number may be fitted and the only requirements prescribed by this Order in respect of any which are those specified in paragraphs 7 and 8(b) of Part 1.

SCHEDULE 19

(Articles 19 and 21)

REAR MARKINGS

PART 1

(Article 19)

OBLIGATORY REAR MARKINGS

General Requirements

1. Description –
 - (a) a motor vehicle first used on or after 1st April 1996, the overall length of which –
 - (i) does not exceed 9.3 m: a rear marking of a type shown in diagram 1, 2, 3 or 4 in Part 4 of this Schedule
 - (ii) exceeds 9.3 m: a rear marking of a type shown in diagram 5, 6, 7 or 8 in Part 4
 - (b) a motor vehicle first used before 1st April 1996, the overall length of which –
 - (i) does not exceed 13 m: a rear marking of a type shown in diagram 1, 2, 3 in Part 3 of this Schedule or a rear marking of a type shown in diagram 1, 2, 3, or 4 in Part 4
 - (ii) exceeds 13 m: a rear marking of a type shown in diagram 4 or 5 in Part 3 or a rear marking of a type shown in diagram 5, 6, 7, or 8 in Part 4
 - (c) a trailer manufactured on or after 1st October 1985 if it forms part of a combination of vehicles the overall length of which –
 - (i) does not exceed 11 m: a rear marking of a type shown in diagram 1, 2, 3 or 4 in Part 4
 - (ii) exceeds 11 m but does not exceed 13 m: a rear marking of a type shown in Part 4

- (iii) exceeds 13 m: a rear marking of a type shown in diagram 5, 6, 7, or 8 in Part 4
- (d) a trailer manufactured before 1st October 1995 if it forms part of a combination of vehicles the overall length of which –
- (i) does not exceed 11 m: a rear marking of a type shown in diagram 1, 2 or 3 in Part 3 or a rear marking of a type shown in diagram 1, 2, 3 or 4 in Part 4
- (ii) exceeds 11 m but does not exceed 13 m; a rear marking of a type shown in Part 3 or Part 4
- (iii) exceeds 13 m: a rear marking of a type shown in diagram 4 or 5 in Part 3 or a rear marking of a type shown in diagram 5, 6, 7, or 8 in Part 4
2. Position –
- (a) longitudinal: at or near the rear of the vehicle
- (b) lateral –
- (i) a rear marking of a type shown in diagram 2, 3 or 5 in Part 3 and a rear marking of a type shown in diagram 2, 3, 4, 6, 7 or 8 in Part 4 each part shall be fitted as near as practicable to the outermost edge of the vehicle on the side thereof on which it is fitted so that no part of the marking projects beyond the outermost part of the vehicle on either side
- (ii) a rear marking of a type shown in diagram 1 or 4 in Part 3 and a rear marking of a type shown in diagram 1 or 5 in Part 4 the markings shall be fitted so that the vertical centre-line of the marking lies on the vertical plane through the longitudinal axis of the vehicle and no part of the marking projects beyond the outermost part of the vehicle on either side
- (c) vertical: the lower edge of every rear marking shall be at a height of not more than 1700 mm nor less than 400 mm above the ground whether the vehicle is laden or unladen
3. Visibility: plainly visible to the rear
4. Alignment: the lower edge of every rear marking shall be fitted horizontally and every part of a rear marking shall lie within 20° of a transverse vertical plane at right angles to the longitudinal axis of the vehicle and shall face to the rear
5. Markings –

- (a) a motor vehicle or trailer not covered by sub-paragraph (b): in respect of any rear marking of a type shown in Part 3 a British Standard mark or in respect of any rear marking of a type shown in Part 4 an approval mark
- (b) a motor vehicle first used on or after 1st April 1996 and a trailer manufactured on or after 1st October 1995 an approval mark
6. Colour: red fluorescent material in the stippled areas shown in any of the diagrams in Part 3 or 4, yellow retro reflective material in any of the areas so shown, being areas not stippled and not constituting a letter and all letters shall be coloured black
7. Other requirements –
 A rear marking of a type shown in a diagram in Part 3 shall comply with the requirements of that Part.
 The 2 parts of every rear marking of a type shown in diagrams 2, 3 and 5 in Part 3 and diagrams 2, 3, 6 and 7 in Part 4 shall form a pair and the 4 parts of every rear marking of a type shown in diagrams 4 and 8 in Part 4 shall form 2 pairs.
13. Definitions –
 In this Part –
 “approval mark” means a marking designated as an approval mark by Regulation 3 of the Approval Marks Regulations and shown at item 70 of Schedule 2 to those Regulations; and
 “British Standard mark” means the specification for rear markings for vehicles published by the British Standards Institution under the reference BS AU 152: 1970, namely “BS AU 152”.

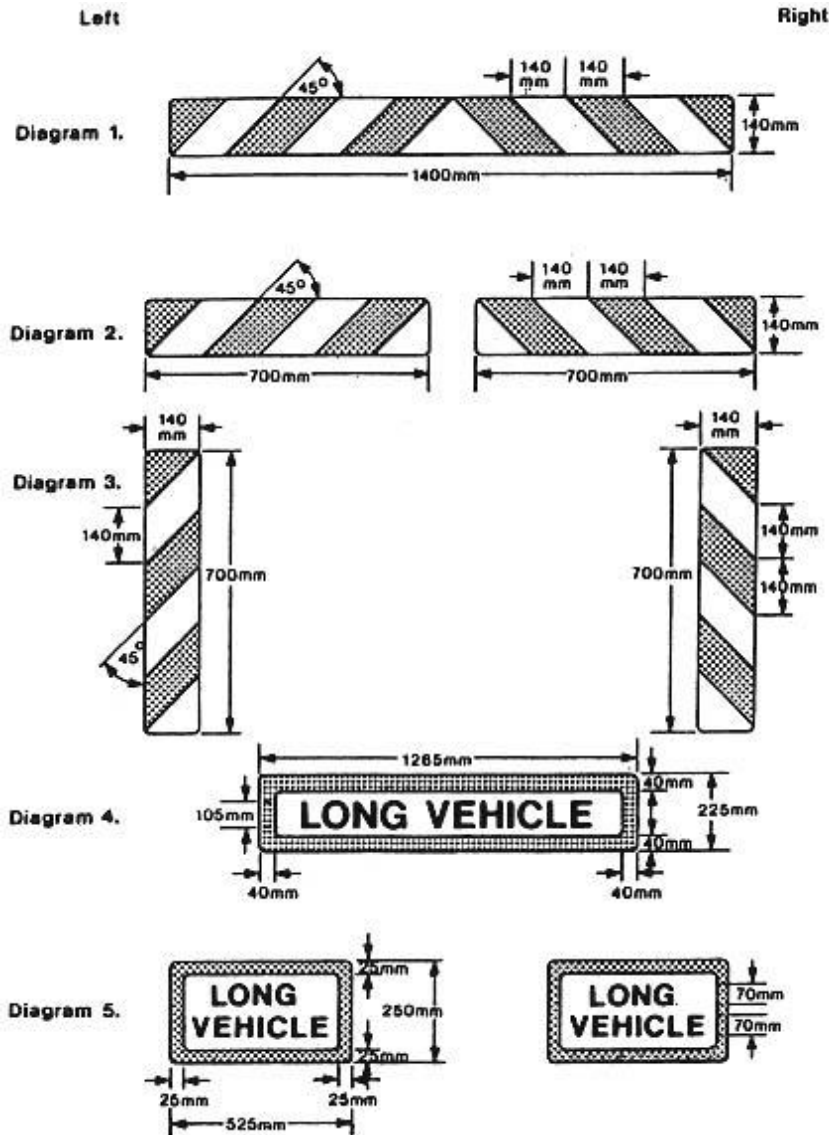
PART 2

OPTIONAL REAR MARKINGS

Subject to Article 11(2), any number of rear markings shown in Part 3 and 4 may be fitted to the rear of a vehicle.

PART 3

REAR MARKINGS PRESCRIBED FOR MOTOR VEHICLES FIRST USED BEFORE 1ST APRIL 1996 AND TRAILERS MANUFACTURED BEFORE 1ST OCTOBER 1995



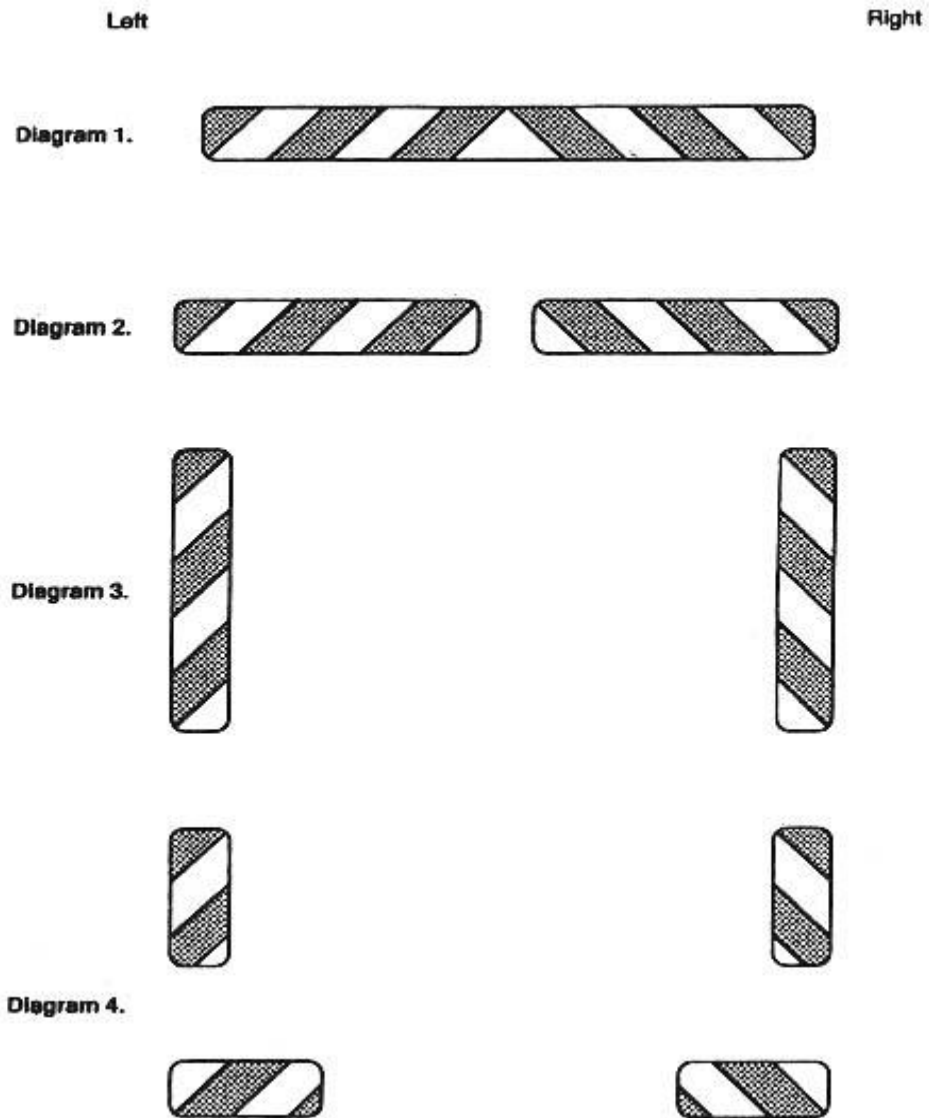
ADDITIONAL PROVISIONS RELATING TO THE ABOVE DIAGRAMS

1. A rear marking of a type shown in one of the above diagrams shall have the dimensions shown in relation to that diagram.
2. Any variation in a dimension (other than as to the height of a letter) specified in any of the above diagrams shall be treated as permitted for the purposes of this Schedule if the variation –
 - (a) in the case of a dimension so specified as 250 mm or as over 250 mm does not exceed 2.5% of that dimension;

- (b) in the case of a dimension so specified as 40 mm or as over 40 mm but as under 250 mm does not exceed 5% of that dimension; or
 - (c) in the case of a dimension so specified as under 40 mm does not exceed 10% of that dimension.
- 3. Any variation in a dimension as to the height of a letter specified in any of those diagrams shall be treated as permitted for the purposes of this Schedule if the variation –
 - (a) in the case of a dimension so specified as 105 mm does not exceed 2.5% of that dimension; or
 - (b) in the case of a dimension so specified as 70 mm does not exceed 5% of that dimension.
- 4. Any variation in a dimension as to the angle of hatching specified in any of those diagrams shall be treated as permitted for the purposes of this Schedule if the variation does not exceed 5 degrees.
- 5. A rear marking of a type shown in diagram 1 or 4 of this Part shall be constructed in the form of a single plate, and every rear marking shown in diagrams 2, 3 or 5 of this Part shall be constructed in the form of 2 plates of equal size and shape.
- 6. The height of each half of the marking shown in diagram 3 of this Part may be reduced to a minimum of 140 mm provided the width is increased so that each half of the marking has a minimum area of 980 cm.
- 7. All letters incorporated in a rear marking of a type shown in diagrams 4 or 5 of this Part shall have the proportions and form letters as shown in Part 5 of Schedule 4 to the [Traffic Signs \(Jersey\) Order 1968](#).

PART 4

REAR MARKINGS PRESCRIBED FOR MOTOR VEHICLES WHENEVER FIRST USED AND TRAILERS WHENEVER MANUFACTURED



Left

Right

Diagram 5.



Diagram 6.



Diagram 7.



Diagram 8.



SCHEDULE 20

(Articles 19 and 21)

PEDAL RETRO REFLECTORS**PART 1**

(Article 19)

OBLIGATORY PEDAL RETRO REFLECTORS

- | | |
|-----------------------------|---|
| 1. Number: | 2 reflectors on each pedal |
| 2. Position – | |
| (a) longitudinal: | on the leading edge and the trailing edge of each pedal |
| (b) lateral: | no requirement |
| (c) vertical: | no requirement |
| 3. Angles of visibility: | such that the reflector on the leading edge of each pedal is plainly visible to the front and the reflector on the trailing edge of each pedal is plainly visible to the rear |
| 4. Markings: | a British Standard mark |
| 5. Size of reflecting area: | no requirement |
| 6. Colour: | amber |
| 7. Definitions – | |

In this Part “British Standard mark” means the specification for photometric and physical requirements of reflective devices published by the British Standards Institution under the reference BS 6102: Part 2: 1982, namely “BS 6102/2”.

PART 2

(Article 21)

OPTIONAL PEDAL RETRO REFLECTORS

Any number may be fitted and the only requirements prescribed by this Order in respect of any which are fitted is that specified in paragraph 6 of Part 1.

SCHEDULE 21

(Articles 19 and 21)

FRONT RETRO REFLECTORS**PART 1**

(Article 19)

OBLIGATORY FRONT RETRO REFLECTORS

1.	Number:	2
2.	Position –	
	(a) longitudinal:	no requirement
	(b) lateral –	
	(i) maximum distance from the side of the trailer:	150 mm
	(ii) minimum separation distance between a pair of front reflectors:	600 mm or, if the overall width of the trailer is less than 1400 mm, 400 mm
	(c) vertical –	
	(i) maximum height above the ground:	900 mm or, if the structure of the trailer makes it impracticable, 1500 mm
	(ii) minimum height above the ground:	350 mm
3.	Angles of visibility –	
	(a) horizontal:	30° outwards and 5° inwards
	(b) vertical –	
	(i) any case not covered by clause (ii):	15° above and below the horizontal
	(ii) where the highest point of the reflecting area is less than 750 mm above the ground:	15° above and 5° below the horizontal
4.	Alignment:	to the front
5.	Markings:	an approval mark
6.	Size of reflecting area:	no requirement

7. Colour: white
8. Other requirements –
- (a) where 2 front reflectors are required to be fitted they shall form a pair;
 - (b) triangular shaped retro reflectors shall not be fitted to the front on any trailer.

9. Definitions –

In this Part “approval mark” means either –

- (a) a marking designated as an approval mark by Regulation 4 of the Approval Marks Regulations and shown at item 3 or 3A or 3B of Schedule 2 to those Regulations;
or
- (b) a marking designated as an approval mark by Regulation 5 of the Approval Marks Regulations and shown at item 4 of Schedule 4 to those Regulations.

PART 2

REQUIREMENTS RELATING TO OPTIONAL FRONT RETRO REFLECTORS


Any number may be fitted and the only requirements prescribed by this Article in respect of any which are fitted are that specified in paragraph 8(b) of Part 1 and that the colour shall not be red.

SCHEDULE 22

(Articles 1 and 18)

PRESCRIBED SIGN

PRESCRIBED SIGN



Colour

Shaded areas - yellow retro reflective material
Border and silhouette - black

Dimensions

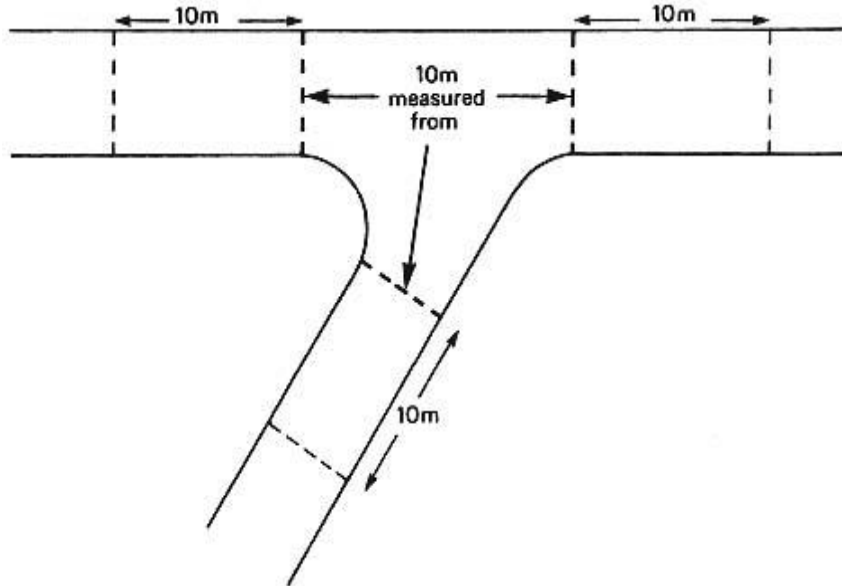
A | Front - not less than 250mm.
Rear - not less than 400mm.

B | Front - not more than 20mm.
Rear - not more than 30mm. "

SCHEDULE 23

(Article 25(6))

DIAGRAM SHOWING WHERE UNLIT PARKING IS NOT PERMITTED NEAR A JUNCTION



ENDNOTES

Table of Legislation History

Legislation	Year and No	Commencement
Road Traffic (Lighting) (Jersey) Order 1998	R&O.9316	1 January 1999
States of Jersey (Amendments and Construction Provisions No. 7) (Jersey) Regulations 2005	R&O.47/2005	9 December 2005
Employment of States of Jersey Employees (Consequential, Amendment, Repeal, Transitional and Savings Provisions) (Jersey) Regulations 2005	R&O.155/2005	9 December 2005
States of Jersey (Transfer of Functions No. 8) (Miscellaneous Transfers) (Jersey) Regulations 2015	R&O.158/2015	1 January 2016
Road Traffic (Lighting) (Amendment) (Jersey) Order 2020	R&O.125/2020	26 October 2020
States of Jersey (Minister for Children and Education, Minister for Housing and Communities and Minister for External Relations and Financial Services) (Jersey) Order 2021	R&O.29/2021	2 March 2021

Table of Renumbered Provisions

Original	Current
1(6), (7)	spent, omitted from this revised edition
1(8)	1(6)
30	spent, omitted from this revised edition
31	30
32	31
Schedule 24	spent, omitted from this revised edition

Table of Endnote References

- ¹ *This Order has been amended by the States of Jersey (Amendments and Construction Provisions No. 7) (Jersey) Regulations 2005. The amendments replace all references to a Committee of the States of Jersey with a reference to a Minister of the States of Jersey, and remove and add defined terms appropriately, consequentially upon the move from a committee system of government to a ministerial system of government*
- ² *Article 1(1) amended by R&O.155/2005*
- ³ *Article 11(4) amended by R&O.158/2015, R&O.29/2021*

-
- ⁴ Article 11(5) *amended by R&O.158/2015, R&O.29/2021*
- ⁵ Article 13(2) *amended by R&O.125/2020*
- ⁶ Article 13(3) *inserted by R&O.125/2020*
- ⁷ Article 13(4) *inserted by R&O.125/2020*
- ⁸ Article 19(1) *amended by R&O.125/2020*
- ⁹ Article 19(2A) *inserted by R&O.125/2020*
- ¹⁰ Article 19(2B) *inserted by R&O.125/2020*
- ¹¹ Schedule 2 *amended by R&O.125/2020*
- ¹² Schedule 10 *amended by R&O.125/2020*
- ¹³ Schedule 16 *editorial change made to paragraph 2, “less that” deleted, “less than” inserted instead*
- ¹⁴ Schedule 17 *editorial change made to paragraph 3(a)(ii)(B), “less that” deleted, “less than” inserted instead*